

PAP Member Set Up for The Health Plan Members on Fisher and Paykel Devices

eviCore healthcare Member Set up Guide



Empowering
the Improvement
of Care

Set Up and Manage

The Health Plan
patients on Fisher & Paykel PAP Devices

Infosmart Web
www.fpinfosmart.com

- 1) Register as a DME supplier
- 2) Manage patient's PAP devices via website

If already Registered, skip to Patient Setup

Continue

REGISTRATION

www.fpinfosmart.com

Register English

F&P InfoSmart™ Web

USERNAME

PASSWORD

LOGIN

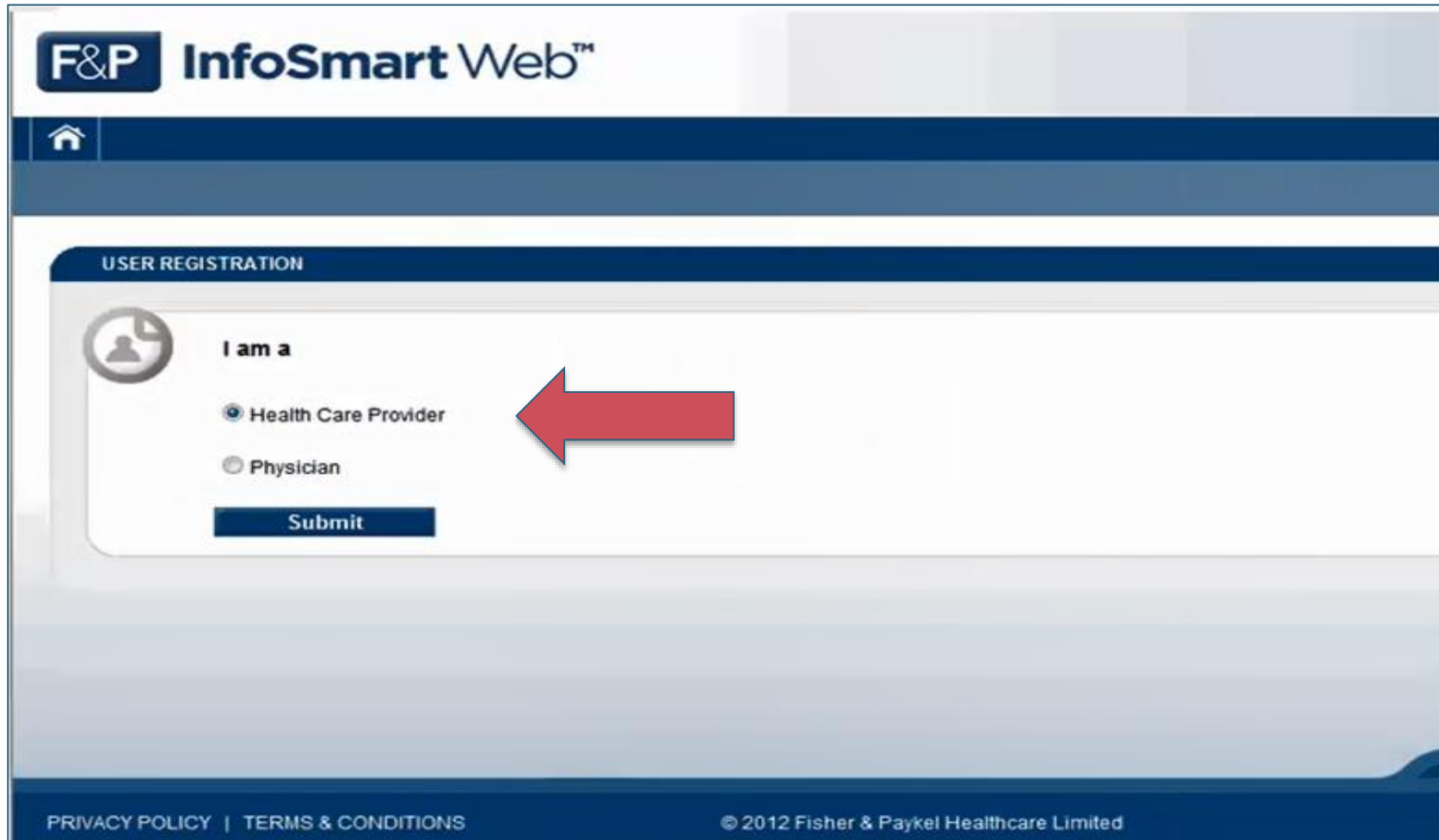
[Forgot your password](#)

PRIVACY POLICY | TERMS & CONDITIONS

© 2014 Fisher & Paykel Healthcare Limited

Fisher & Paykel
HEALTHCARE


REGISTRATION



F&P InfoSmart Web™

[Home](#)

USER REGISTRATION

 **I am a**




- Health Care Provider
- Physician


Submit

[PRIVACY POLICY](#) | [TERMS & CONDITIONS](#) © 2012 Fisher & Paykel Healthcare Limited

REGISTRATION

USER REGISTRATION Step 1 of 3

 →  → 

 **Terms & Conditions**

4.1 We do not guarantee that your use of InfoSmart Web™ will always be free. You may be charged fees for your use of InfoSmart Web™ provided that we have previously notified you in writing of the fees to be charged. If you do not agree to pay the fees you may request that we cancel your InfoSmart Web™ access at any time in accordance with the provisions of clause 11.1.

4.2 Certain additional services which are made available via InfoSmart Web™, including without limitation phone and text reminders, may have fees associated with their use. We will notify you of the fees which are charged for these services and any discounts which you might be entitled to, and you can decide whether you do or do not wish to utilise these additional services.

5. **HIPAA**

5.1 If we are your "Business Associate" as defined in the Health Insurance Portability and Accountability Act of 1996, as amended, then the HIPAA Business Associate Addendum published at <https://www.fpinfosmart.com/baa.aspx> as of the date that we become your Business Associate forms part of the agreement between us and you.

6. **SECURITY**

6.1 When you register for InfoSmart Web™ you will be provided with a login name and password. Should you change your password at any stage, you must select a password that you can easily recall but that would be difficult for others to guess.

6.2 Some passwords will be unsuitable. These include:




(a) Sequential number and letter combinations, or using the same number or letter repeatedly.


I have read and accept the terms & conditions

Continue

REGISTRATION

USER REGISTRATION Step 2 of 3

 →  → 

 **Account Details**

Please fill out the form below.

Name

Company Name

Customer Account Number

Address

Phone

Email

Confirm Email

Country

State/Province

ZIP/Postcode

Time Zone

[Continue](#)

REGISTRATION

USER REGISTRATION Step 3 of 4

T&C → User Profile → Handshake → Checkmark

Business Associate Agreement

HIPAA BUSINESS ASSOCIATE AGREEMENT

This Business Associate Addendum ("HIPAA Addendum") is an addendum to the InfoSmart Web™ Terms and Conditions ("Terms and Conditions") pursuant to which Business Associate provides services to you that involves the use and/or disclosure of Covered Entity's Protected Health Information ("PHI"). This HIPAA Addendum shall be applicable only in the event and to the extent Fisher & Paykel Healthcare, Inc meets, with respect to you, the definition of a Business Associate set forth at 45 C.F.R. § 160.103, or applicable successor provisions.

NOW, THEREFORE, for good and valuable consideration, the sufficiency of which is hereby acknowledged, the parties agree as follows:

- DEFINITIONS**

Terms used but not otherwise defined in this HIPAA Addendum shall have the same meaning as the meaning ascribed to those terms in the Health Information Portability and Accountability Act of 1996, as codified at 42 U.S.C. § 1320d ("HIPAA"), the Health Information Technology Act of 2009, as codified at 42 U.S.C.A. sec. § 17901 ("HITECH Act"), and any current and future regulations promulgated under HIPAA or the HITECH Act (HIPAA, HITECH Act and any current and future regulations promulgated under either are referred to as the "Regulations").

Business Associate means Fisher & Paykel Healthcare, Inc.

Protected Health Information or PHI shall have the same meaning as the term "Protected Health Information" in 45 CFR

I have read and accept the business agreement

Continue

REGISTRATION

The screenshot shows the 'F&P InfoSmart Web' interface. At the top left is the logo. Below it is a home icon. The main content area is titled 'USER REGISTRATION Step 4 of 4'. A progress bar contains four icons: a document with 'T&C', a document with a person icon, two hands shaking, and a checkmark. Below the progress bar is a white box with a checkmark icon and the text: 'Thank you! Thank you for registering with InfoSmart Web. Our web administrator has been notified and we will review your application as soon as possible. A confirmation email will be sent to your inbox once your application is reviewed.' The footer contains links for 'PRIVACY POLICY | TERMS & CONDITIONS', the copyright notice '© 2012 Fisher & Paykel Healthcare Limited', and the 'Fisher & Paykel HEALTHCARE' logo.

PATIENT SET UP

This process is for The Health Plan patients **only**. These instructions do not apply to members of any other health plan you may currently manage.

Refer to www.fphealthcare.com for instructions for patient set up for other health plans.

Register English

F&P InfoSmart™ Web

USERNAME

PASSWORD

LOGIN

Forgot your password

PRIVACY POLICY | TERMS & CONDITIONS © 2014 Fisher & Paykel Healthcare Limited Fisher & Paykel HEALTHCARE

PATIENT SET UP

The screenshot displays the F&P InfoSmart Web interface. At the top, the user is logged in as 'Welcome Matt Hitchings'. The main navigation bar includes 'PATIENTS', 'MODEMS', and 'REPORTS'. Below this, there is a 'New Patient' button, a search bar, and a 'Refine by Region' dropdown menu. A table of patient records is shown below, with columns for Patient Name, Device Serial Number, Company, Date of Birth, and Phone. A 'HELP' sidebar is visible on the right.

Patient Name	Device Serial Number	Company	Date of Birth	Phone	
a343, m	131004361329	Fisher & Paykel D...	01 Jan 1960		Details Archive
Anderson, Bryan	130328284916	Fisher & Paykel D...	19 Oct 1966		Details Archive
austin, margaret	131114375450	Fisher & Paykel D...	27 Mar 1955		Details Archive
Beaulieu, Stéphanie	131002990021	Fisher & Paykel D...	05 Jul 1982		Details Archive
Bender6, Amy	130328284942	Fisher & Paykel D...	01 Jan 1960		Details Archive
Beth, Mary	130420990009	Fisher & Paykel D...	02 Feb 1970		Details Archive
Blass, Bill	130715990010	Fisher & Paykel D...	01 Jan 1960		Details Archive
Branham, Sarah	100205003550	Fisher & Paykel D...	14 Feb 1982		Details Archive
Bunny, Bugs	130420990002	Fisher & Paykel D...	01 Jan 1970	949-419 7741	Details Archive
C, J	130328284865	Fisher & Paykel D...	27 Feb 1977		Details Archive
Cat, Cheshire	130420990003	Fisher & Paykel D...	01 Jan 1970		Details Archive

HELP

- Patients Screen
- Add a Patient
- Edit a Patient
- Assign a UM Provider
- Archive a Patient

PATIENT SET UP

©eviCore healthcare. All Rights Reserved. This presentation contains CONFIDENTIAL and PROPRIETARY information.

Welcome Matt Hitchings ? Logout

F&P InfoSmart™ Web

PATIENTS CONTACTS DEVICES MODEMS REPORTS DOWNLOAD AN INFOUSB

Patient Profile Patient Devices Patient Reports Patient Prescriptions Patient Contacts Patient Accessories

Patient : Blass, Bill

Save New Note Dashboard

Notes

HELP

Patient Profile Edit a Profile Assign a UM Provider Patient Notes

Details

First Name * Bill

Last Name * Blass

Initial

Patient Id

Health Plan Id 123456789

Payor Management CareCore

Other Info

Gender Male

Date of Birth * 1/1/1960 Age 54

Height (ft) (in) 0.00 0 BMI 0

Weight (lb) 0.0

UPLOAD PHOTO

Required information for The Health Plan:

- The Health Plan ID# (as it appears on the member's card)
- Select 'CareCore'
- Date of Birth
- First and Last Name

PATIENT SET UP

The screenshot displays the F&P InfoSmart Web interface. At the top, the logo 'F&P InfoSmart™ Web' is visible. The navigation bar includes 'PATIENTS', 'CONTACTS', 'DEVICES', 'MODEMS', and 'REPORTS'. Below this, a secondary navigation bar shows 'Patient Profile', 'Patient Devices', 'Patient Reports', 'Patient Prescriptions', 'Patient Contacts', and 'Patient Accessories'. The 'Patient Devices' sub-tab is highlighted. A red arrow points to the 'Assign' button on the left. Another red arrow points to the 'Patient Devices' sub-tab. The main content area shows 'Patient Glass, Bill' and 'No device currently assigned'. A 'HELP' menu is located on the right side, listing 'Patient Devices', 'Assign a Device', 'Patient Reminders', and 'Assign a Modem'. The footer contains 'PRIVACY POLICY | TERMS & CONDITIONS | ABOUT', '© 2014 Fisher & Paykel Healthcare Limited', and the 'Fisher & Paykel HEALTHCARE' logo.

PATIENT SET UP

Assign a Device

Assign a new device | Assign an existing device

Device Number

Model
Auto

Using since
7/14/2014

ASSIGN CANCEL

PATIENT SET UP

F&P InfoSmart™ Web

HOME PATIENTS CONTACTS DEVICES SERVICES REPORTS DOWNLOADS AND INFO HELP

Assign Device

Assign an existing device Add a new device

Device Serial Number:

Device Model:

Start Date:

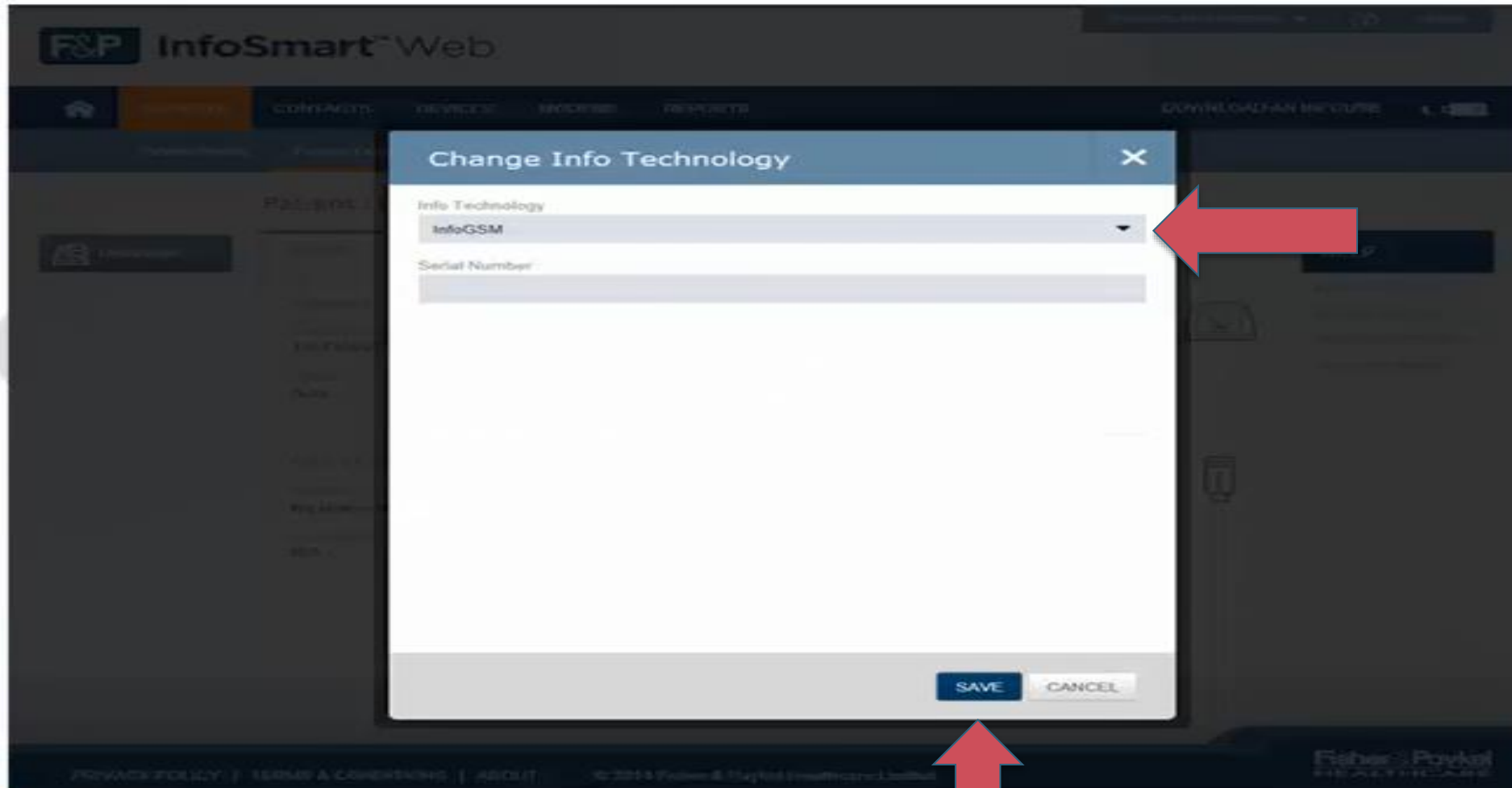
Assign **Cancel**

© 2012 Fisher & Paykel Healthcare Limited

PATIENT SET UP

The screenshot displays the F&P InfoSmart Web interface for patient management. The top navigation bar includes 'PATIENTS', 'CONTACTS', 'DEVICES', 'MODEMS', and 'REPORTS'. The 'PATIENTS' tab is selected, and the sub-menu 'Patient Devices' is active. The patient profile for 'Blass, Bill' is shown. The 'Device' section is expanded, revealing two device entries. The first entry, 'Current Device', lists a serial number of 130715990010, a start date of 01 Jul 2014, and a family of ICON. The second entry, 'Info Technology - InfoUSB', shows a reminder level of 'No Reminder Settings' and a reminder start date of 'N/A'. A red arrow points to the 'Change Reminder Settings' link in the second entry. A 'HELP' sidebar on the right lists 'Patient Devices', 'Assign a Device', 'Patient Reminders', and 'Assign a Modem'. The footer contains links for 'PRIVACY POLICY', 'TERMS & CONDITIONS', and 'ABOUT', along with the copyright notice '© 2014 Fisher & Paykel Healthcare Limited' and the Fisher & Paykel Healthcare logo.

PATIENT SET UP



Sleep Educators - Points of Contact

Christine Ault

Sleep Educator

800.918.8924 ext. 27451

cault@evicore.com

Rhonda Anderson

Sleep Educator

800.918.8924 ext. 27489

randerson3@evicore.com

Jennifer Fabris

Sleep Educator

800.918.8924 ext. 22364

jfabris@evicore.com



sleeptherapysupport@evicore.com

Important: Each DME company will need to set up eviCore **exactly** as instructed. If the member information is not entered correctly, no compliance information will be received by eviCore, and therefore no denial or continued authorization notification will be generated. Questions regarding member set may be emailed to eviCore Sleep TherapySupportSM @ Sleeptherapysupport@evicore.com. In addition, providers may contact one of eviCore's Sleep Educators, listed above.

Thank you



v1 11.2019