

Radiology and Cardiology Advanced Imaging

Provider Orientation for The Health Plan

Agenda



Solutions Overview

Radiology & Cardiology Advanced Imaging

Submitting Requests

Prior Authorization Outcomes, Special Considerations & Post-Decision Options

EviCore Provider Portal

Overview, Features & Benefits

Provider Resources

Questions & Next Steps

Solution Overview

Priority Health Prior Authorization Services

Applicable Membership

- Commercial
- Medicaid
- Medicare

Prior authorization applies to the following services

- Outpatient
- Elective/Non-emergent

Prior authorization does NOT apply to services performed in

- Emergency Rooms
- Observation Services
- Inpatient Stays



It is the responsibility of the ordering provider to request prior authorization approval for services.

Advanced Imaging

Services within Scope:

- CT, CTA
- MRI, MRA
- PET, PET/CT
- 3D Imaging
- Advanced Imaging (CT & MRI)
- Nuclear Cardiac Imaging (NCM/MPI)

To find a list of CPT codes that require prior authorization through EviCore, please visit: <https://www.evicore.com/resources/healthplan/health-plan>



Submitting Requests

West Virginia Senate Bill 267

In compliance with **West Virginia Senate Bill 267**, all **non-urgent** prior authorization requests for West Virginia Commercial and Medicaid members receiving services in the state of West Virginia must be submitted via the health plan online portal or at EviCore.com.

How to Request Prior Authorization

The EviCore Provider Portal is the easiest, most efficient way to request clinical reviews and check statuses.

- **Save time:** Quicker process than requests by phone or fax.
- **Available 24/7.**
- **Save your progress:** If you need to step away, you can save your progress and resume later.
- **Upload additional clinical information:** No need to fax supporting clinical documentation; it can be uploaded on the portal.
- **View and print determination information:** Check case status in real time.
- **Dashboard:** View all recently submitted cases.
- **E-notification:** Opt to receive email notifications when there is a change to case status.
- **Duplication feature:** If you are submitting more than one request, you can duplicate information to expedite submissions.

To access the EviCore Provider Portal, visit www.EviCore.com

EviCore
By EVERNORTH

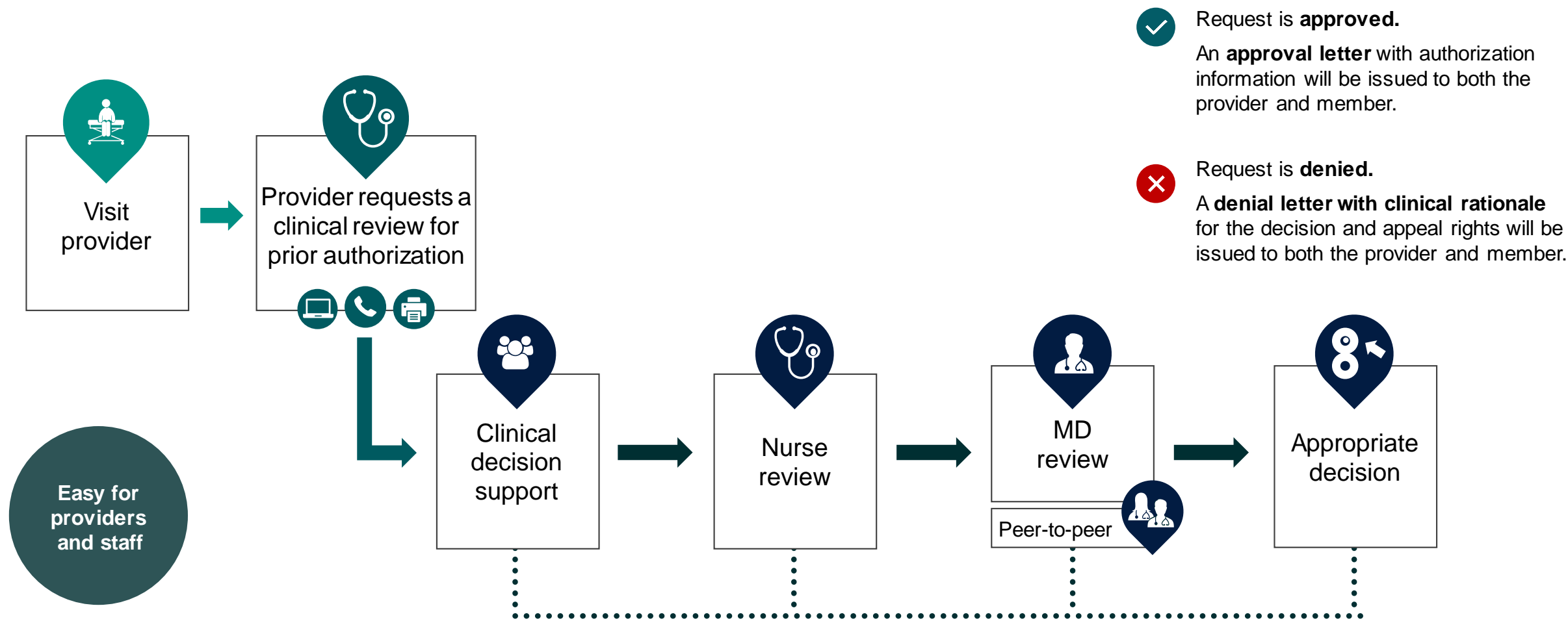


Phone: 877-791-4104

Monday – Friday
7 AM – 7 PM (local time)

Fax: 800-540-2406

Utilization Management | Prior Authorization



Necessary Information for Prior Authorization

To obtain prior authorization on the very first submission, the provider submitting the request will need to gather information within four categories:

Member

- Health Plan ID
- Member name
- Date of birth (DOB)



Referring (Ordering) Provider

- Physician name
- National provider identifier (NPI)
- Phone & fax number

Rendering Facility

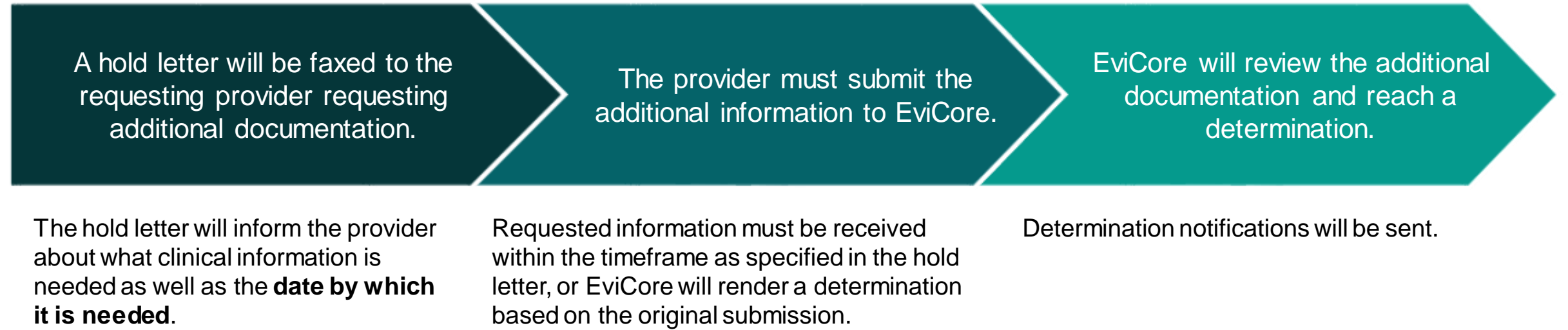
- Facility name
- Address
- National provider identifier (NPI)
- Tax identification number (TIN)
- Phone & fax number

Supporting Clinical

- Pertinent clinical information to substantiate medical necessity for the requested service
- CPT/HCPCS Code(s)
- Diagnosis Code(s)
- Previous test results

Insufficient Clinical | Additional Documentation Needed

If during case build all required pieces of documentation are not received, or are insufficient for EviCore to reach a determination, the following will occur:



Prior Authorization Outcomes, Special Considerations & Post-Decision Options

Prior Authorization Outcomes

Determination Outcomes:

- **Approved Requests:** Authorizations are valid for up to **90 calendar days** from the date of approval.
- **Partially Approved Requests:** In instances where multiple CPT codes are requested, some may be approved and some denied. In these instances, the determination letter will specify what has been approved as well as post decision options for denied codes, including denied Site of Care (if applicable).
- **Denied Requests:** Based on evidence-based guidelines, if a request is determined as inappropriate, a notification with the rationale for the decision and post decision/ appeal rights will be issued.

Notifications:

- Authorization letters will be faxed to the ordering provider.
- Web initiated cases will receive e-notifications when a user opts to receive.
- Members will receive a letter by mail.
- Approval information can be printed on demand from the EviCore portal:
www.EviCore.com



Special Circumstances

Alternative Recommendations

- An alternative recommendation may be offered, based on EviCore's evidence-based clinical guidelines.
- The ordering provider can either accept the alternative recommendation or request a reconsideration for the original request.
- Providers have up to **14 calendar days** to contact EviCore to accept the alternative recommendation.

Authorization Update

- If updates are needed on an existing authorization, you can contact EviCore by phone at **877-791-4104**.
- While EviCore needs to know if changes are made to the approved request, any change could result in the need for a separate clinical review and require a new request (and the original approved request would need to be withdrawn).
- If the authorization is not updated, it may result in a claim denial.



EviCore

By EVERNORTH

Post-Decision Options | Commercial Members

My case has been denied. What's next?

Your determination letter is the best immediate source of information to assess what options exist on a case that has been denied. You may also call EviCore at **877-791-4104** to speak with an agent who can provide available option(s) and instruction on how to proceed.

Alternatively, select **All Post Decisions** under the **Authorization Lookup** function on [EviCore.com](https://www.evicore.com) to see available options.

Reconsiderations

- Providers can request a reconsideration review.
- Reconsiderations must be requested within **60 calendar days** after the determination date.
- Reconsiderations can be requested in writing or verbally via a Clinical Consultation with an EviCore physician.

Appeals

- EviCore will process first-level appeals for commercial and Medicaid members. Please refer to the denial letter for instructions.
- **Commercial** - Must be submitted to EviCore within **180 calendar days** from the initial determination.
- **Medicaid**
 - **Member** appeals must be submitted within **60 calendar days** from the initial determination.
 - **Provider** appeals must be submitted within **180 calendar days** from the initial determination.




Special Circumstances

Retrospective (Retro) Authorization Requests

- Must be submitted within **one (1) calendar day** from the date of service.
- Reviewed for clinical urgency and medical necessity.
- Retro requests are processed within the following timeframes after receiving all necessary information:
 - Commercial – 30 calendar days
 - Medicare – 14 calendar days
 - Medicaid – 7 calendar days
- When authorized, the start date will be the submitted date of service.

Urgent Prior Authorization Requests

- EviCore uses the NCQA/URAC definition of **urgent**: when a delay in decision-making may seriously jeopardize the life or health of the member.
- Can be initiated on provider portal or by phone.
- Urgent cases are typically reviewed within 24 to 72 hours.



EviCore Provider Portal

EviCore Provider Portal | Access and Compatibility

Most providers are already saving time submitting clinical review requests online vs. telephone.

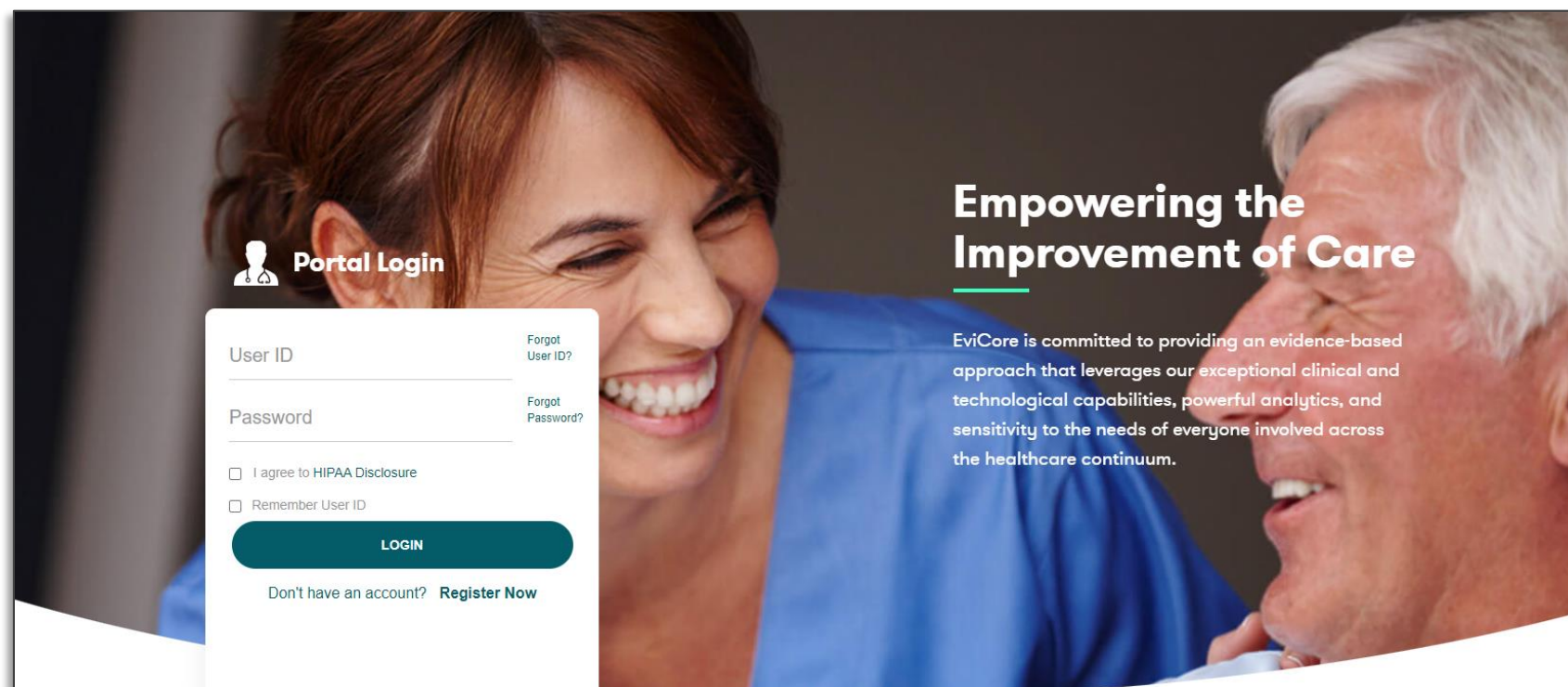
To access resources on the EviCore Provider Portal, visit EviCore.com/provider

Already a user?

Log in with User ID & Password.

Don't have an account?

Click **Register Now**.



EviCore's website is compatible with **all web browsers**. If you experience issues, you may need to **disable pop-up blockers** to access the site.

Creating an EviCore Provider Portal Account

- Select **CareCore National** as the Default Portal.
- Complete the User Information section in full and **Submit Registration**.
- You will immediately be sent an email with a link to create a password. Once you have created a password, you will be redirected to the login page.

EviCore
By EVERNORTH

Web Portal Preference

Please select the Portal that is listed in your provider training material. This selection determines the primary portal that you will using to submit cases over the web.

Default Portal*: --Select--

User Information

All Pre-Authorization notifications will be sent to the fax number and email address provided below. Please make sure you provide valid information.

User Name*:

Email*:

Confirm Email*:

First Name*:

Last Name*:

Address*:

City*:

State*:

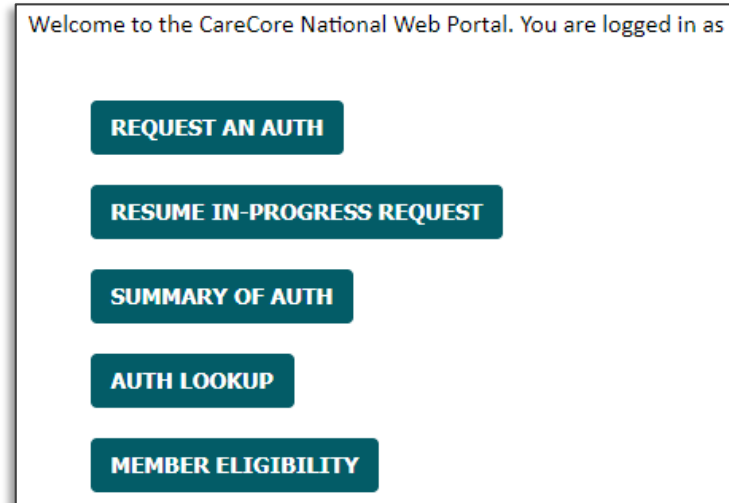
Zip*:

Office Name:

Welcome Screen | Adding Providers to Registration



- Providers can be added to your account prior to case submission.
- Click the **Manage Your Account** tab to add providers to the web registration.



Adding Providers

Home	Certification Summary	Authorization Lookup	Eligibility Lookup	Clinical Certification	Certification Requests In Progress	MSM Practitioner Perf. Summary Portal	Resources	Manage Your Account	MedSolutions Portal	Help / Contact Us
------	-----------------------	----------------------	--------------------	------------------------	------------------------------------	---------------------------------------	-----------	---------------------	---------------------	-------------------

Manage Your Account

Office Name:

CHANGE PASSWORD

EDIT ACCOUNT

Address:

Primary Contact:

Email Address:

ADD PROVIDER

Click Column Headings to Sort

No providers on file

CANCEL

- Click the **Add Provider** button.

Adding Providers

Home	Certification Summary	Authorization Lookup	Eligibility Lookup	Clinical Certification	Certification Requests In Progress	MSM Practitioner Perf. Summary Portal	Resources	Manage Your Account	MedSolutions Portal	Help / Contact Us
------	-----------------------	----------------------	--------------------	------------------------	------------------------------------	---------------------------------------	-----------	---------------------	---------------------	-------------------

Add Practitioner

Enter Practitioner information and find matches.

*If registering as rendering genetic testing Lab site, enter Lab Billing NPI, State and Zip

Practitioner NPI

Practitioner State

▼

Practitioner Zip

FIND MATCHES

CANCEL

- Enter the Provider’s **NPI**, **state**, and zip **code** to search for the provider record.
- Once entered, click **Find Matches**.
- Multiple providers can be added to your account.

Adding Providers

Home	Certification Summary	Authorization Lookup	Eligibility Lookup	Clinical Certification	Certification Requests In Progress	MSM Practitioner Perf. Summary Portal	Resources	Manage Your Account	MedSolutions Portal	Help / Contact Us
------	-----------------------	----------------------	--------------------	------------------------	------------------------------------	---------------------------------------	-----------	---------------------	---------------------	-------------------

Add Practitioner

This following practitioner record(s) were found to match the requested NPI. Is this the practitioner you would like to register?

Practitioner Name	NPI	Address	City	State	Zip	Phone	Fax

ADD THIS PRACTITIONER

CANCEL

- Select the matching record based upon your search criteria.

Adding Providers

Home	Certification Summary	Authorization Lookup	Eligibility Lookup	Clinical Certification	Certification Requests In Progress	MSM Practitioner Perf. Summary Portal	Resources	Manage Your Account	MedSolutions Portal	Help / Contact Us
------	-----------------------	----------------------	--------------------	------------------------	------------------------------------	---------------------------------------	-----------	---------------------	---------------------	-------------------

Add Practitioner

Thank you for registering on the CareCore National website. If you wish to add an additional practitioner, click the "Add Another Practitioner" button. If you are finished, click the "Continue" button to complete the registration process.

ADD ANOTHER PRACTITIONER

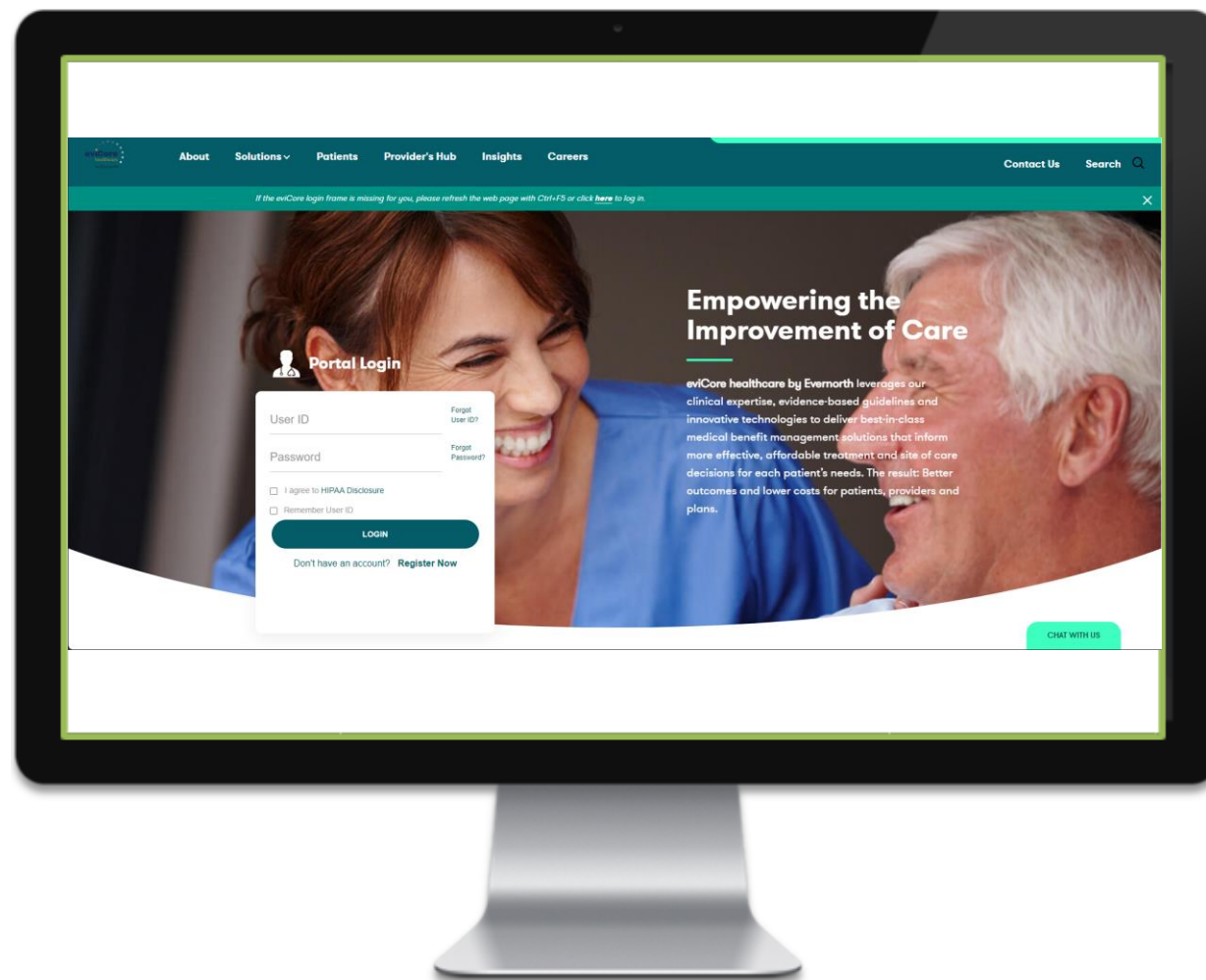
CONTINUE

- Once you have selected a practitioner, your registration will be completed and ready for building a case.
- You can click on **Add Another Practitioner** to add another provider to your account or click **Continue**.

Provider Portal Demo | Radiology & Cardiology

The EviCore online portal is the quickest, most efficient way to request prior authorization and check authorization status.

Click [HERE](#) to
view
a video demo*
(2 min)



*See appendix for detailed case build process.

EviCore
By EVERNORTH

EviCore Portal Features

EviCore Provider Portal | Features

Eligibility Lookup

- Confirm if patient requires clinical review.

Clinical Certification

- Request a clinical review for prior authorization on the portal.

Prior Authorization Status Lookup

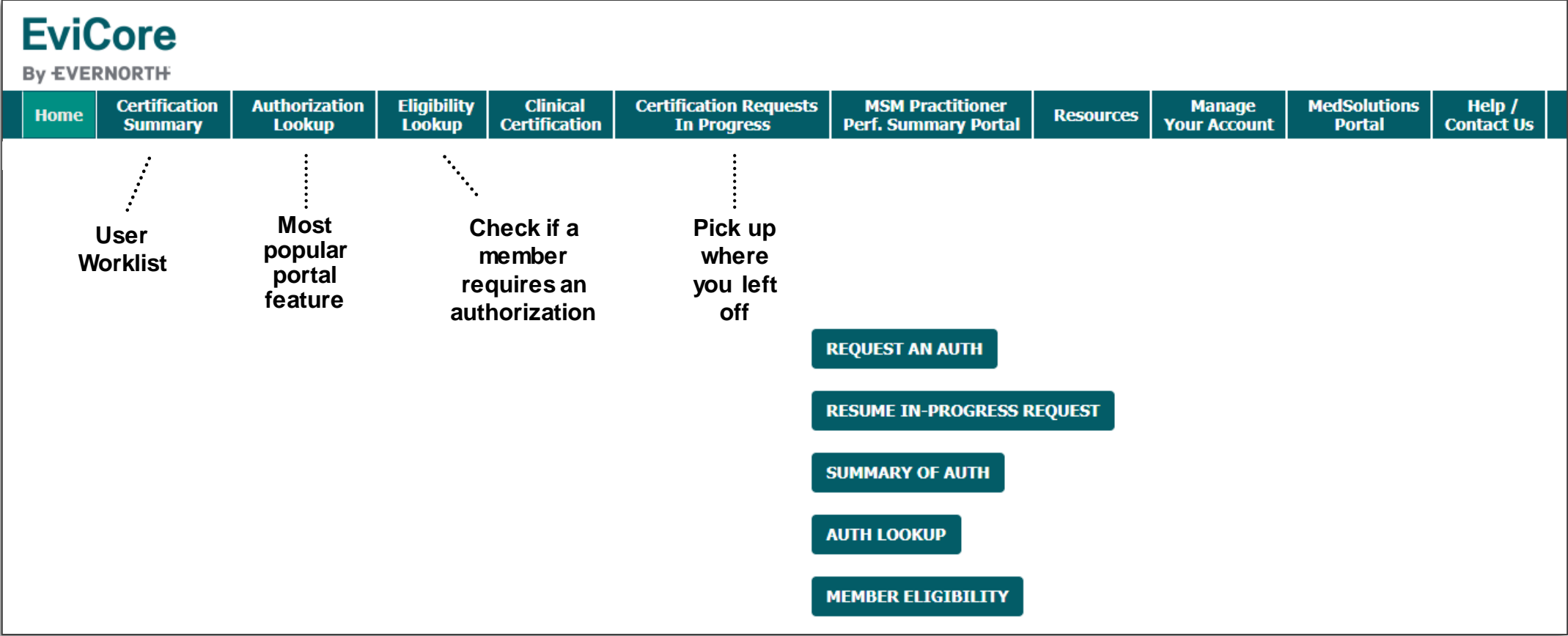
- View and print any correspondence associated with the case.
- Search by member information OR by case number with ordering national provider identifier (NPI).
- Review post-decision options, submit appeal, and schedule a peer-to-peer.

Certification Summary

- Track recently submitted cases.



Provider Portal | Feature Access



Certification Summary | User Worklist



Home	Certification Summary	Authorization Lookup	Eligibility Lookup	Clinical Certification	Certification Requests In Progress	MSM Practitioner Perf. Summary Portal	Resources	Manage Your Account	MedSolutions Portal	Help / Contact Us
------	-----------------------	----------------------	--------------------	------------------------	------------------------------------	---------------------------------------	-----------	---------------------	---------------------	-------------------

Certification Summary

Search For:

All Other Programs

Search..



<<

Page 1 of 1

>>

10

	Authorization Number	Case Number	Member Last Name	Ordering Provider Last Name	Ordering Provider NPI	Status	Case Initiation Date	Procedure Code	Service Description
	<div></div>	<div></div>	<div></div>	<div></div>	<div></div>			<div></div>	
1	NA					Expired / Cancelled	05/01/2024		

<<

Page 1 of 1

>>

10

- The **Certification Summary** tab allows you to track recently submitted cases.
- The worklist can also be filtered.

Authorization Lookup

Home	Certification Summary	Authorization Lookup	Eligibility Lookup	Clinical Certification	Certification Requests In Progress	MSM Practitioner Perf. Summary Portal	Resources	Manage Your Account	MedSolutions Portal	Help / Contact Us
------	-----------------------	----------------------	--------------------	------------------------	------------------------------------	---------------------------------------	-----------	---------------------	---------------------	-------------------

Authorization Lookup

Search by Member Information Search by Authorization Number/NPI OnePA: Prior Authorization Portal for Providers Search by Claim Number/Health plan

Required Fields

Healthplan:

PRINT

[Click here for help](#)

- You can lookup an authorization case status on the portal.
- Search by member information **OR**
- Search by authorization number with ordering NPI.
- Initiate appeals and/or schedule Peer-to-Peer calls.
- View and print any correspondence.

EviCore

By EVERNORTH

Provider Resources

Contact EviCore's Dedicated Teams

Client and Provider Services

- For eligibility issues (member or provider not found in system) or transactional authorization related issues requiring research.
- Email: ClientServices@EviCore.com
- Phone: **800-646-0418** (option 4).

Web-Based Services and Portal Support

- Live chat
- Email: Portal.Support@EviCore.com
- Phone: **800-646-0418** (option 2)

Provider Engagement

- Regional team that works directly with the provider community.
- [Provider Engagement Manager Territory List](#)

Call Center/Intake Center

- Call **877-791-4104**.
- Representatives are available from 7 a.m. to 7 p.m. local time.



Ongoing Provider Portal Training


The EviCore Portal Team offers general portal training, twice a week, every week.

All online orientation sessions are free of charge and will last approximately one hour. Advance registration is required, so follow the instructions below to sign up:

How to register:

1. Go to <http://EviCore.webex.com/>
2. Click on the “hamburger” menu on the far left hand side (below the EviCore logo), then choose **Webex Training**.
3. On the **Live Sessions** screen, click the **Upcoming** tab. In the search box above the tabs, type: **EviCore Portal Training**.
4. Choose the date and time for the session you would like to attend, and click the **Register** link beside it. (You will need to register separately for each session.)
5. Complete the required information and click the **Register** button.

Immediately after registering, you will receive an e-mail containing the toll-free phone number, meeting number, conference password, and a link to the web portion of the conference. **Please keep the registration e-mail so you will have the Web conference information for the session in which you will be participating.**



Provider Resource Website

Provider Resource Pages

EviCore's Provider Engagement team maintains provider resource pages that contain educational material to assist providers and their staff on a daily basis. The provider resource pages include, but are not limited to, the following educational materials:


- Provider training material
- CPT code list
- Quick Reference Guide (QRG)
- Frequently Asked Questions (FAQ)

To access these helpful resources, please visit:

<https://www.evicore.com/resources/healthplan/health-plan>

EviCore also maintains online resources not specific to health plans, such as guidelines and our required clinical information checklist.

To access these helpful resources, visit EviCore's [Provider's Hub](#).



Provider Resource Review Forum

The EviCore website contains multiple tools and resources to assist providers and their staff during the prior authorization process.

We invite you to attend a **Intro to EviCore Online Resources** session to learn how to navigate [EviCore.com](https://www.evicore.com) and understand all the resources available on the Provider's Hub.

Learn how to access:

- EviCore's evidence-based clinical guidelines
- Clinical worksheets
- Existing prior authorization request status information
- Search for contact information
- Podcasts & insights
- Training resources

To register, go to [EviCore.com](https://www.evicore.com), then:

Provider's Hub > Scroll down to EviCore Provider Orientation Session Registrations > Upcoming



EviCore's Provider Newsletter

Stay up to date with our free provider newsletter!

To subscribe:

- Visit [EviCore.com](https://www.evicore.com).
- Scroll down to the section titled **Stay Updated With Our Provider Newsletter**.
- Enter a valid email address.



Thank You