

Radiology and Cardiology

Provider Presentation for Aetna Better Health
Florida

Date 04/01/2026

Radiology

EviCore Healthcare is excepting prior authorization requests for Radiology and Cardiology
- **Now on the CareCore National portal as of 4/1/2026**

Prior Authorization applies to the following services:

- Aetna Better Health Florida

Prior Authorization does NOT apply to services that are:

- Emergency Room Services
- 23 Hour Observations
- Inpatient Stays

Provider Resource Page

Providers and/or staff can utilize Health Plan name Provider Resource page to access a list of covered CPT codes, Clinical Worksheets, FAQs, Quick Reference Guides, Screening vs. Surveillance grid, and additional educational materials by visiting:

[ABH - Florida Provider Resources | EviCore by Evernorth](#)

Providers should verify member eligibility and benefits on the secured provider log-in section at: enter [Provider Secure Web Portal | Aetna Better Health Florida](#)

+ Radiology

Covered Services:

+Advanced imaging services

- CT, CTA
- MRI, MRA
- PET, PET/CT
- Nuclear Medicine

+Primary imaging services

- OB Ultrasound
- Non-OB Ultrasound

To find a **complete list** of radiology Current Procedural Terminology (CPT) codes that **require prior authorization through EviCore**, please visit:

[https://www.Aetna Better Health Florida Code List](https://www.AetnaBetterHealthFloridaCodeList)



EviCore

By EVERNORTH

+Cardiology

Covered Services:

+Advanced imaging and diagnostic services

- Stress Testing
 - Myocardial Perfusion Imaging (SPECT & PET)
 - Stress Echocardiography
- Cardiac CT & MRI
- Echocardiography; Transthoracic, Transesophageal
- Diagnostic Heart Catheterization

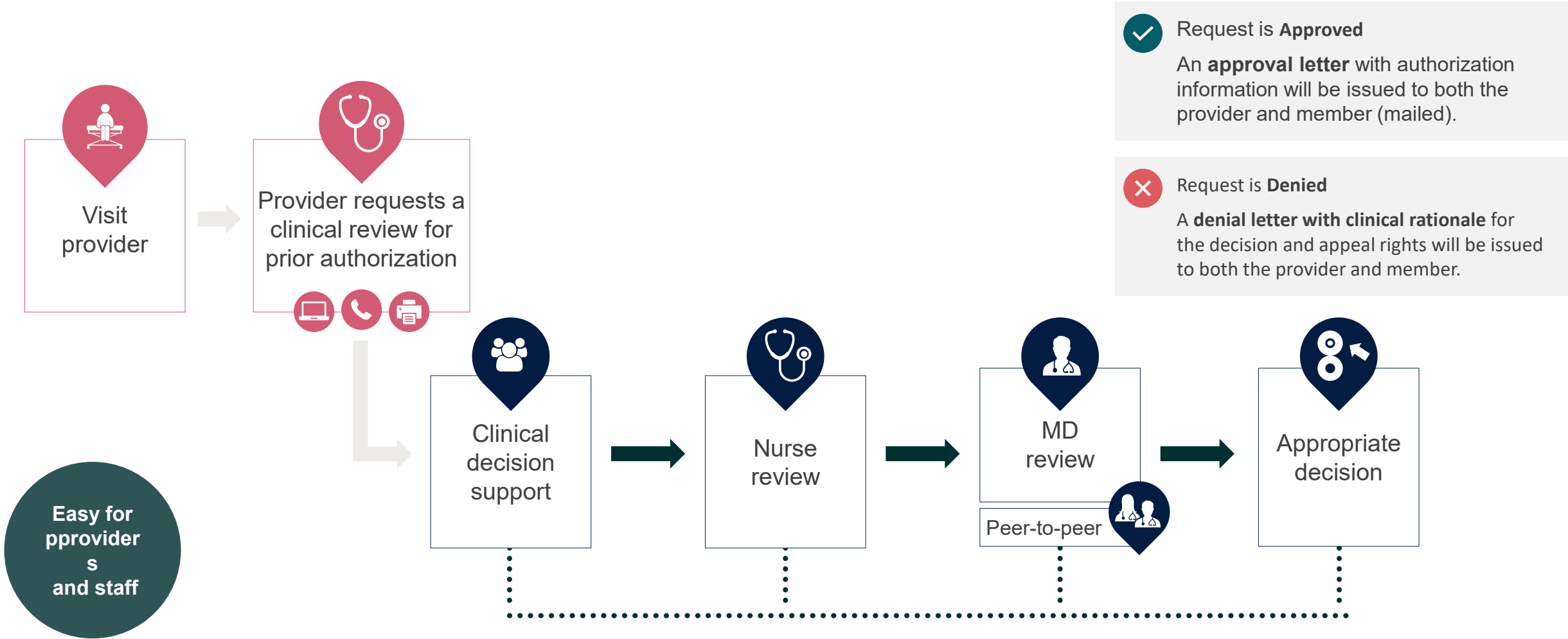
To find a **complete list** of radiology Current Procedural Terminology (CPT) codes that **require prior authorization through eviCore**, please visit:

<https://www.Aetna Better Health Florida Code List>



Submitting Requests

Utilization Management | Prior Authorization



Easy for providers and staff



How to Request Prior Authorization

The EviCore Provider Portal is the easiest, most efficient way to request clinical reviews and check statuses.

- **Save time:** Quicker process than requests by phone or fax
- **Available 24/7**
- **Save your progress:** If you need to step away, you can save your progress and resume later
- **Upload additional clinical information:** No need to fax in supporting clinical documentation, it can be uploaded on the portal
- **View and print determination information:** Check case status in real-time
- **Dashboard:** View all recently submitted cases
- **E-notification:** Opt-in to receive email notifications when there is a change to case status
- **Duplication feature:** If you are submitting more than one request, you can duplicate information to expedite submittals

To access the EviCore Provider Portal, visit **EviCore.com**

EviCore
By EVERNORTH



Or by **phone: 800-693-3211**
Monday – Friday
7 AM – 7 PM (local time)

Or by **fax: 844-822-3862**

+Necessary Information for Prior Authorization

To obtain prior authorization on the very first submission, the provider submitting the request will need to gather information within four categories:

Member

- Health Plan ID
- Member name
- Date of birth (DOB)



Referring (Ordering) Physician

- Physician name
- National provider identifier (NPI)
- Phone & fax number

Rendering Facility

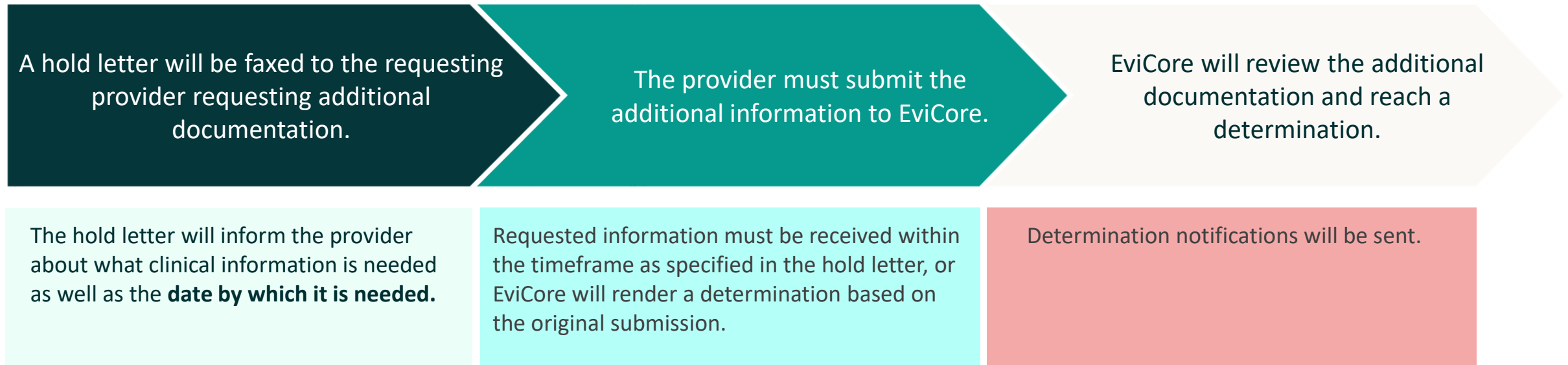
- Facility name
- Address
- National provider identifier (NPI)
- Tax identification number (TIN)
- Phone & fax number


Supporting Clinical

- Pertinent clinical information to substantiate medical necessity for the requested service
- CPT/HCPCS Code(s)
- Diagnosis Code(s)
- Previous test results

Insufficient Clinical | Additional Documentation Needed

If during case build all required pieces of documentation are not received, or are insufficient for EviCore to reach a determination, the following will occur:





Prior Authorization Outcomes, Special Considerations & Post- Decision Options

Prior Authorization Determination Outcomes

Determination Outcomes

- **Approved Requests:** Authorizations are valid for 60 days from the date of the submission.
- **Partially Approved Requests:** In instances where multiple CPT codes are requested, some may be approved and some denied. In these instances, the determination letter will specify what has been approved, as well as post-decision options for denied codes, including denied Site of Care (if applicable)
- **Denied Requests:** If a request is determined as inappropriate based on evidence-based guidelines, a notification with the rationale for the decision and post-decision/ appeal rights will be issued.

Notifications

- Authorization letters will be faxed to the ordering physician.
- Web-initiated cases will receive e-notifications if a user opted in to this method.
- Members will receive a letter by mail.
- Approval information can be printed on demand from the [EviCore portal](#).



Special Circumstances

Retrospective Authorization Requests

- Must be submitted within 3 business days from the date of services
- Any submitted beyond this timeframe will be administratively denied
- Reviewed for **clinical urgency** and medical necessity
- Processed within 14 Calendar days
- When authorized, the start date will be the submitted date of service

Urgent Prior Authorization Requests

- EviCore uses the NCQA/URAC definition of **urgent**: when a delay in decision-making may seriously jeopardize the life or health of the member
- Can be initiated on provider portal or by phone
- Urgent cases are typically reviewed within 24 to 72 hours




Special Circumstances (cont.)

+Alternative Recommendation

- An alternative recommendation may be offered based on EviCore's evidence-based clinical guidelines
- The ordering provider can either accept the alternative recommendation or request a reconsideration for the original request

+Authorization Update

- If updates are needed on an existing authorization, providers can contact EviCore by phone
- If the authorization is not updated and a different facility location or CPT code is submitted on the claim, it may result in a claim denial



Post-Decision Options

Commercial & Medicaid Members

My case has been denied. What's next?

Your determination letter is the best immediate source of information to assess what options exist on a case that has been denied.

You may also call EviCore at **888-693-3211 option 4** to speak with an agent who can provide available option(s) and instruction on how to proceed.

Alternatively, select 'All Post Decisions' under the authorization lookup function on **Evicore.com** to see available options.

Reconsiderations

- Reconsiderations must be requested within 3 business days after the determination date.
- Reconsiderations can be requested in writing or verbally via a Clinical Consultation with an EviCore physician.



Appeals

- EviCore will not process first-level appeals.

EviCore Provider Portal

Changing 04/01/2026

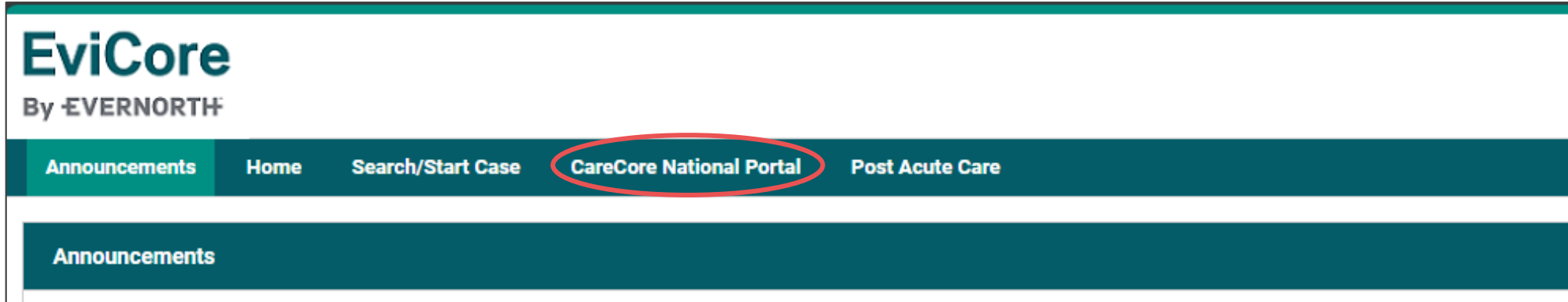
Platform Migration: Effective 04/01/2026



- EviCore currently accepts prior authorization requests for Aetna Better Health members through the MedSolutions portal. Beginning 04/01/2026 these requests should be entered through the CareCore National portal at EviCore.com.
- If a provider has an existing login, the same credentials are used for both portals and a new account does not need to be created.
- Any authorizations requested prior to 04/01/2026 can still be viewed on the MedSolutions portal, but as of 04/01/2026, all new requests must be created on the CareCore National portal, as shown below.



Welcome Screen | MedSolutions



- If your login takes you to the MedSolutions Portal, you can click the **CareCore National Portal** button (as seen above) to seamlessly toggle back and forth between the two portals.

Welcome Screen | CareCore National

EviCore
By EVERNORTH

Home Certification Summary Authorization Lookup Eligibility Lookup Clinical Certification Certification Requests In Progress MSM Practitioner Perf. Summary Portal Resources Add Provider **MedSolutions Portal** Unified Dashboard Help / Contact Us

Welcome to the CareCore National Web Portal. You are logged in as

REQUEST AN AUTH

RESUME IN-PROGRESS REQUEST

ENTER PHARMACY CASE NUMBER

SUMMARY OF AUTH

AUTH LOOKUP

MEMBER ELIGIBILITY

Toggle Between Portals

- You can access the MedSolutions Portal at any time.
- Click the MedSolutions Portal on the banner to seamlessly toggle back and forth between the two portals.
- Any authorizations requested prior to **4/1/2026** can still be viewed on the MedSolutions portal.

EviCore Provider Portal | Add Providers



Providers will need to be added to your account prior to case submission.

- Click the **Add Provider** tab to add provider information.
- Select **Add Provider**.
- Enter the NPI, state, and zip code to search for the provider.
- Select the matching record based upon your search criteria.
- Once you have selected a practitioner, your registration will be complete.
- You can also click **Add Another Practitioner** to add another provider to your account.
- You can access the **Manage Your Account** at any time to make any necessary updates or changes.

Manage Your Account

Office Name:
Address:

Primary Contact:
Email Address:

ADD PROVIDER

Click Column Headings to Sort

No providers on file

CANCEL

Add Practitioner

Enter Practitioner information and find matches.
*If registering as rendering genetic testing Lab site, enter Lab Billing NPI, State and Zip

Practitioner NPI

Practitioner State

Practitioner Zip

FIND MATCHES **CANCEL**

Initiating a Case

Home	Certification Summary	Authorization Lookup	Eligibility Lookup	Clinical Certification	Certification Requests In Progress	MSM Practitioner Perf. Summary Portal	Resources	Add Provider	MedSolutions Portal	Unified Dashboard	Help / Contact Us
------	-----------------------	----------------------	--------------------	-------------------------------	------------------------------------	---------------------------------------	-----------	--------------	---------------------	-------------------	-------------------

Welcome to the CareCore National Web Portal. You are logged in as

REQUEST AN AUTH

RESUME IN-PROGRESS REQUEST

SUMMARY OF AUTH

AUTH LOOKUP

MEMBER ELIGIBILITY

- Click the **Clinical Certification** tab to get started.
- Choose **Request an Auth** to begin a new case request.

Select Program

Home	Certification Summary	Authorization Lookup	Eligibility Lookup	Clinical Certification	Certification Requests In Progress	MSM Practitioner Perf. Summary Portal	Resources	Add Provider	MedSolutions Portal	Unified Dashboard	Help / Contact Us
----------------------	---------------------------------------	--------------------------------------	------------------------------------	--	--	---	---------------------------	------------------------------	-------------------------------------	-----------------------------------	-----------------------------------

Request an Authorization

To begin, please select a program below:

- Durable Medical Equipment(DME)
- Evicore Medical Oncology Pathways
- Gastroenterology
- Gene Therapy
- Home Health
- Lab Management Program
- Medical Specialty Drugs
- Musculoskeletal Management
- Pharmacy Drugs (Express Scripts Coverage)
- Radiation Therapy Management Program (RTMP)
- Radiology and Cardiology/Vascular Intervention
- Sleep Management

[CONTINUE](#)

[Click here for help](#)

- Select the **Program** for your certification.

Clinical Certification Request | Search and Select Provider

Home	Certification Summary	Authorization Lookup	Eligibility Lookup	Clinical Certification	Certification Requests In Progress	MSM Practitioner Perf. Summary Portal	Resources	Add Provider	MedSolutions Portal	Unified Dashboard	Help / Contact Us
------	-----------------------	----------------------	--------------------	------------------------	------------------------------------	---------------------------------------	-----------	--------------	---------------------	-------------------	-------------------

Requesting Provider Information

Select the ordering provider for this authorization request.

Filter Last Name or NPI:

	Provider
<input type="button" value="SELECT"/>	

If the provider's NPI is not listed above, please use the search feature below to add a new provider and continue with case build.

Search By NPI:

[Click here for help](#)

- Search for and select the **Provider/Group** for whom you want to build a case. This is the list of providers you added to your account.
- If the **Provider/Group** is not on your list of providers added to your account, you can now **Search by NPI**.

Clinical Certification Request | Search and Select Provider

Home	Certification Summary	Authorization Lookup	Eligibility Lookup	Clinical Certification	Certification Requests In Progress	MSM Practitioner Perf. Summary Portal	Resources	Add Provider	MedSolutions Portal	Unified Dashboard	Help / Contact Us
------	-----------------------	----------------------	--------------------	------------------------	------------------------------------	---------------------------------------	-----------	--------------	---------------------	-------------------	-------------------

Requesting Provider Information

Select the ordering provider for this authorization request.

Filter Last Name or NPI:

SEARCH **CLEAR SEARCH**

Provider
SELECT

If the provider's NPI is not listed above, please use the search feature below to add a new provider and continue with case build.

Search By NPI: **SEARCH**

	Practitioner Name	NPI	Address	City	State	ZipCode	Phone	Fax
SELECT								

BACK **CONTINUE**

[Click here for help](#)

- Once the provider is found by searching **NPI**, the line will turn gray to indicate they are selected.

Attention!

Do you want to add this NPI () to your account for future requests ?

YES **NO**

Clinical Certification Request | Select Health Plan

Home	Certification Summary	Authorization Lookup	Eligibility Lookup	Clinical Certification	Certification Requests In Progress	MSM Practitioner Perf. Summary Portal	Resources	Add Provider	MedSolutions Portal	Unified Dashboard	Help / Contact Us
------	-----------------------	----------------------	--------------------	------------------------	------------------------------------	---------------------------------------	-----------	--------------	---------------------	-------------------	-------------------

Choose Your Insurer

Requesting Provider:

Please select the insurer for this authorization request.

Please Select a Health Plan ▼

BACK

CONTINUE

[Click here for help](#)

- Choose the appropriate **health plan** for the request.
- Another drop down will appear to select the appropriate address for the **provider**.
- Click **CONTINUE**.

Clinical Certification Request | Enter Contact Information

Home	Certification Summary	Authorization Lookup	Eligibility Lookup	Clinical Certification	Certification Requests In Progress	MSM Practitioner Perf. Summary Portal	Resources	Add Provider	MedSolutions Portal	Unified Dashboard	Help / Contact Us
------	-----------------------	----------------------	--------------------	------------------------	------------------------------------	---------------------------------------	-----------	--------------	---------------------	-------------------	-------------------

Add Your Contact Info

Provider's Name:* [?]

Who to Contact:* [?]

Fax:* [?]

Phone:* [?]

Ext.: [?]

Cell Phone:

Email:

Receive notification of case status changes. Please enter email address in box above.

Please review the fax and phone numbers presented for accuracy. Change as necessary and click "Confirm Fax and Continue" to confirm they are correct. Changes apply only to this specific request. If you wish the change to be permanent, please contact the Health Plan.

[Click here for help](#)

BACK **CONFIRM FAX AND CONTINUE**

- Enter/Edit the **provider's name** and appropriate information for the point of contact.
- Practitioner name, fax, and phone will pre-populate; edit as necessary.

The e-notification box is checked by default to enable email notices for any updates on case status changes. Make sure to uncheck this box if you prefer to receive faxed notices.

Clinical Certification Request | Enter Member Information

Home	Certification Summary	Authorization Lookup	Eligibility Lookup	Clinical Certification	Certification Requests In Progress	MSM Practitioner Perf. Summary Portal	Resources	Add Provider	MedSolutions Portal	Unified Dashboard	Help / Contact Us
----------------------	---------------------------------------	--------------------------------------	------------------------------------	--	--	---	---------------------------	------------------------------	-------------------------------------	-----------------------------------	-----------------------------------

Patient Eligibility Lookup

Patient ID:*

Date Of Birth:* MM/DD/YYYY

Patient Last Name Only:* [?]

When entering patient details, please review and confirm the spelling of the patient's name. Verify accuracy of the patient's ID and date of birth.

[ELIGIBILITY LOOKUP](#)

[BACK](#)

[Click here for help](#)

- Enter **member information**, including patient ID number, date of birth, and last name.
- Click **ELIGIBILITY LOOKUP**.

Search Results

	Patient ID	Member Code	Name	DOB	Gender	Address
SELECT		01			F	

[BACK](#)

[Click here for help](#)

- Confirm the patient's information and click **SELECT** to continue.



Clinical Certification Request | Procedure and Diagnosis Codes

Home	Certification Summary	Authorization Lookup	Eligibility Lookup	Clinical Certification	Certification Requests In Progress	MSM Practitioner Perf. Summary Portal	Resources	Add Provider	MedSolutions Portal	Unified Dashboard	Help / Contact Us
----------------------	---------------------------------------	--------------------------------------	------------------------------------	--	--	---	---------------------------	------------------------------	-------------------------------------	-----------------------------------	-----------------------------------

Requested Service + Diagnosis

This procedure will be performed on [CHANGE](#)

Musculoskeletal Management Procedures

Select a Procedure by CPT Code[?] or Description[?]

Don't see your procedure code or type of service? [Click here](#)

Additional Procedure codes will be collected/presented during the clinical questionnaire

Diagnosis

Select a Primary Diagnosis Code (Lookup by Code or Description)

[LOOKUP](#)

Trouble selecting diagnosis code? Please follow [these steps](#)

Select a Secondary Diagnosis Code (Lookup by Code or Description)

Secondary diagnosis is optional for Musculoskeletal Management

[LOOKUP](#)

[BACK](#)

[Click here for help](#)

- Enter the primary CPT code.
- Add diagnosis code(s).

Clinical Certification Request | Site Selection

Home	Certification Summary	Authorization Lookup	Eligibility Lookup	Clinical Certification	Certification Requests In Progress	MSM Practitioner Perf. Summary Portal	Resources	Add Provider	MedSolutions Portal	Unified Dashboard	Help / Contact Us
------	-----------------------	----------------------	--------------------	------------------------	------------------------------------	---------------------------------------	-----------	--------------	---------------------	-------------------	-------------------

Add Site of Service

Specific Site Search

Use the fields below to search for specific sites. For best results, search by NPI or TIN. Other search options are by name plus zip or name plus city. You may search a partial site name by entering some portion of the name and we will provide you the site names that most closely match your entry.

NPI:	<input type="text"/>	Zip Code:	<input type="text"/>	Site Name:	<input type="text"/>
TIN:	<input type="text"/>	City:	<input type="text"/>	<input type="radio"/> Exact match	
				<input checked="" type="radio"/> Starts with	

[LOOKUP SITE](#)

- Search for the **site of service** where the procedure will be performed (for best results, search with NPI, TIN, **or** zip code).
- **Select** the specific site where the procedure will be performed.

Clinical Certification Request | Clinical Certification

Home	Certification Summary	Authorization Lookup	Eligibility Lookup	Clinical Certification	Certification Requests In Progress	MSM Practitioner Perf. Summary Portal	Resources	Add Provider	MedSolutions Portal	Unified Dashboard	Help / Contact Us
------	-----------------------	----------------------	--------------------	------------------------	------------------------------------	---------------------------------------	-----------	--------------	---------------------	-------------------	-------------------

Proceed to Clinical Information

You are about to enter the clinical information collection phase of the authorization process.

Once you have clicked "**CONFIRM AND CONTINUE**," you will not be able to edit the Provider, Patient, or Service information entered in the previous steps. Please be sure that all this data has been entered correctly before continuing.

In order to ensure prompt attention to your online request, be sure to complete the clinical review before exiting the system. Even if you will be submitting additional information at a later time, please continue through the final summary page. Failure to formally submit your full request will cause the record to expire with no additional correspondence from eviCore.

I acknowledge that the clinical information I am about to submit for this authorization request is accurate and specific to this member, and that all information will be provided for this request.

BACK

CONFIRM AND CONTINUE

- Verify that all information is entered and correct.
- Check the acknowledgement statement.
- **You will not have the opportunity to make changes after this point.**

Clinical Certification Request | Standard or Urgent Request

Home	Certification Summary	Authorization Lookup	Eligibility Lookup	Clinical Certification	Certification Requests In Progress	MSM Practitioner Perf. Summary Portal	Resources	Add Provider	MedSolutions Portal	Unified Dashboard	Help / Contact Us
------	-----------------------	----------------------	--------------------	------------------------	------------------------------------	---------------------------------------	-----------	--------------	---------------------	-------------------	-------------------

Proceed to Clinical Information

Urgency Indicator

If the case you are submitting is found NOT to meet one of the two conditions below, your case will be processed as a standard/routine, non Urgent request. If you have clinical information and this request meets the criteria for urgent, please indicate below.

In order for eviCore to process this case as clinically urgent you must upload clinical documentation relevant to this case. If you are unable to upload clinical documentation at this time contact eviCore to process this case as urgent.

Please indicate if any of the following criteria are true regarding urgency of this request :

A delay in care could seriously jeopardize the life or health of the patient or patient's ability to regain maximum function.

A delay in care would subject the member to severe pain that cannot be adequately managed without the care or treatment requested in the prior authorization.

None of the above

Clinical Upload

In order for eviCore to process this case as clinically urgent you must upload clinical documentation relevant to this case. If you are unable to upload clinical documentation at this time contact eviCore to process this case as urgent.

Required Medical information checklist
Browse for file to upload (max size 25MB, allowable extensions .DOC,.DOCX,.PDF,.PNG):

No file chosen

No file chosen

No file chosen

No file chosen

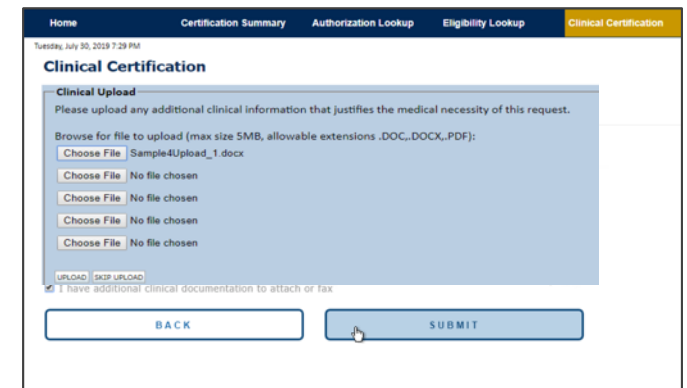
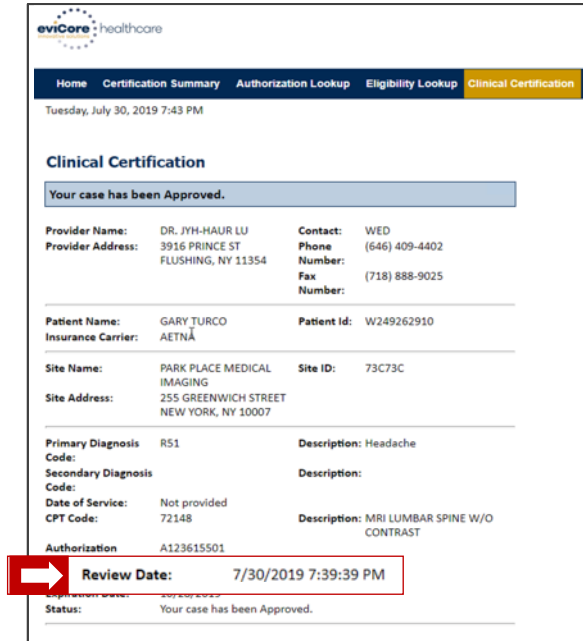
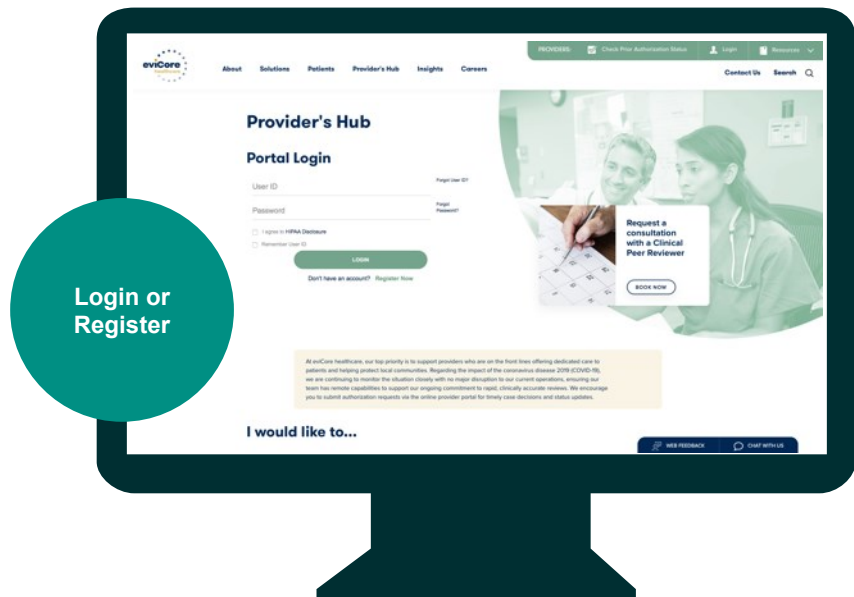
No file chosen

Proceed to Clinical Information

Is this case Routine/Standard?

- If the case is **standard**, select **Yes**.
- If your request is **urgent**, select **No**.
- When a request is submitted as urgent, you will be **required** to upload relevant clinical information.
- Upload up to **FIVE** documents. (.doc, .docx, or .pdf format; max 5MB size)
- Your case will only be considered urgent if there is a successful upload.

Improved Provider Experience | Real-Time Decision or Clinical Documentation Upload



You'll be asked to complete a short series of clinical questions which may result in an immediate approval. If an immediate approval does not occur, you'll be prompted to upload clinical information.

Clinical Certification Request | Proceed to Clinical Information

Example Questions

Proceed to Clinical Information

Will there be any additional procedures needing prior authorization for the same patient, date of service, and site of service?
 Yes No

SUBMIT

Attention!

Is this a request for a bilateral procedure of a previously requested authorization?

YES **NO**

Which anatomy will be examined with the requested study?
 Hip Knee Ankle

SUBMIT

Finish Later

Did you know?
You can save a certification request to finish later.

- **Clinical Certification** questions may populate based on the information provided.
- You can save your request and finish it later if needed.
Note: You will have until the end of the business day to complete the case.
- Select **Certification Requests in Progress** to resume a saved request (this function is **not** available for single-sign- on (SSO) users).

Clinical Certification Request | Request for Clinical Upload

Home	Certification Summary	Authorization Lookup	Eligibility Lookup	Clinical Certification	Certification Requests In Progress	MSM Practitioner Perf. Summary Portal	Resources	Add Provider	MedSolutions Portal	Unified Dashboard	Help / Contact Us
------	-----------------------	----------------------	--------------------	------------------------	------------------------------------	---------------------------------------	-----------	--------------	---------------------	-------------------	-------------------

Clinical Upload

In order for eviCore to process this case as clinically urgent you must upload clinical documentation relevant to this case.
If you are unable to upload clinical documentation at this time contact eviCore to process this case as urgent.

Required Medical information checklist ←

Browse for file to upload (max size 25MB, allowable extensions .DOC,.DOCX,.PDF,.PNG):

Choose File No file chosen

Choose File No file chosen

Choose File No file chosen

Choose File No file chosen

Choose File No file chosen

UPLOAD

EviCore
By EVERNORTH

Required Medical Information Check List

Radiology

- Rule out/diagnosis
- Symptoms
- Physical Exam findings
- Treatment such as medications, physical therapy, surgery; chemotherapy. Please include dates and duration of treatment.
- Re-evaluation post treatment for some indications
- Recent relevant imaging
- Recent relevant laboratory work
- Pertinent medical history and family history
- For imaging exam requests for cancer, indicate if the exam is requested for initial staging or restaging following treatment or surveillance. Please provide the type and stage of cancer, date of diagnosis, type of treatment and date of treatment completion.

If **additional information** is required, you will have the option to upload more clinical information. Review the list of *required medical information* EviCore requires in order for the prior authorization to meet medical necessity.

Tips:

- Providing clinical information via the web is the fastest and most efficient method
- Enter additional notes in the space provided only when necessary
- Additional information uploaded to the case will be sent for clinical review
- Print out a summary of the request that includes the case number and indicates “Your case has been sent to clinical review.”

Direct link to document: [Required Medical Information Check List.pdf \(evicore.com\)](#)

Clinical Certification Request | Criteria Met

Please review the details of your request below and if everything looks correct click SUBMIT

Your case has been Approved.

Provider Name:	DR. BHARATH MANU ARKANA VEETIL	Contact:	1-800-368-7777
Provider Address:	1200 6TH AVE N SAINT CLOUD, MN 56303	Phone Number:	(763) 929-1100
		Fax Number:	(763) 929-1100
Patient Name:	WALTER WALKER	Patient Id:	1000000000
Insurance Carrier:	WELLSFARGO		
Site Name:	COMMUNITY HOSPITAL OF ST. CLOUD	Site ID:	1000000000
Site Address:	875 LAMBERT BLVD ST. CLOUD, MN 56303		
Primary Diagnosis Code:	R68.89	Description:	Other general symptoms and signs
Secondary Diagnosis Code:		Description:	
Date of Service:	Not provided		
CPT Code:	73721	Description:	MRI LOWER EXTREMITY JOINT W/O
Authorization Number:	1000000000		
Review Date:	5/13/2020 1:52:08 PM		
Expiration Date:	6/27/2020		
Status:	Your case has been Approved.		

CANCEL **PRINT** **CONTINUE**

If your request is authorized during the initial submission, you can **PRINT** the summary for your records.

CareCore National Portal Features

Provider Portal | Feature Access

EviCore
By EVERNORTH

Home	Certification Summary	Authorization Lookup	Eligibility Lookup	Clinical Certification	Certification Requests In Progress	MSM Practitioner Perf. Summary Portal	Resources	Add Provider	MedSolutions Portal	Unified Dashboard	Help / Contact Us
------	-----------------------	----------------------	--------------------	------------------------	------------------------------------	---------------------------------------	-----------	--------------	---------------------	-------------------	-------------------

User Worklist

Most popular portal feature

Check if a member requires an authorization

Pick up where you left off

- REQUEST AN AUTH
- RESUME IN-PROGRESS REQUEST
- ENTER PHARMACY CASE NUMBER
- SUMMARY OF AUTH
- AUTH LOOKUP
- MEMBER ELIGIBILITY

Certification Summary | User Worklist

Home	Certification Summary	Authorization Lookup	Eligibility Lookup	Clinical Certification	Certification Requests In Progress	MSM Practitioner Perf. Summary Portal	Resources	Add Provider	MedSolutions Portal	Unified Dashboard	Help / Contact Us
------	------------------------------	----------------------	--------------------	------------------------	------------------------------------	---------------------------------------	-----------	--------------	---------------------	-------------------	-------------------

Certification Summary

Search For:

Page 1 of 1 | 10

	Authorization Number	Case Number	Member Last Name	Ordering Provider Last Name	Ordering Provider NPI	Status	Case Initiation Date	Procedure Code	Service Description
1	NA					APPROVED	05/08/2025	70551	MRI of the Brain W/O Contrast

Page 1 of 1 | 10

- The **Certification Summary** tab allows you to track recently submitted cases.
- The worklist can also be filtered.

Authorization Lookup

Home	Certification Summary	Authorization Lookup	Eligibility Lookup	Clinical Certification	Certification Requests In Progress	MSM Practitioner Perf. Summary Portal	Resources	Add Provider	MedSolutions Portal	Unified Dashboard	Help / Contact Us
------	-----------------------	----------------------	--------------------	------------------------	------------------------------------	---------------------------------------	-----------	--------------	---------------------	-------------------	-------------------

Authorization Lookup

Search by Member Information Search by Authorization Number/NPI OnePA: Prior Authorization Portal for Providers Search by Claim Number/Health plan

Required Fields
Healthplan:

PRINT

[Click here for help](#)

- You can lookup an authorization case status on the portal.
- Search by member information **OR**
- Search by authorization number with ordering NPI.
- Initiate appeals and/or schedule Peer-to-Peer calls.
- View and print any correspondence.

Provider Resources

EviCore Communication Relationship Management (ECRM)

For program-related questions or concerns, please submit inquiries via the **EviCore Communication Relationship Management (ECRM)** application. Common issues addressed through ECRM include:

- Questions regarding accreditation and/or credentialing
- Requests for an authorization to be sent to the health plan
- Complaints and grievances
- Eligibility issues (member, rendering facility, and/or ordering physician)
- Issues experienced during case creation
- Reports of system issues
- Issues with EviCore provider portal

ECRM is available **24/7**. Users can login or register [HERE](#).

Additional Information about ECRM can be found on the [Providers' Hub](#).



Contact EviCore's Dedicated Teams



Web-Based Services and Portal Support

- Live chat
- [ECRM](#)
- Phone: **800-646-0418** (option 2)

Provider Engagement

- Regional team that works directly with the provider community.
- **Provider Engagement Manager Territory List**

Call Center/Intake Team

- Phone: 866-668-8295
- Representatives are available from 7 a.m. to 7 p.m. local time.

Provider Resource Website

Provider Resource Pages

EviCore's Provider Experience team maintains provider resource pages that contain specific Sleep Diagnostic educational materials to assist providers and their staff on a daily basis. The provider resource page will include, but is not limited to, the following educational materials:

- Provider Training
- CPT code list(s)
- Quick Reference Guide (QRG)
- Frequently Asked Questions (FAQ) Document

To access these helpful resources, please visit:

<https://www.EviCore.com/resources>

(Choose specific health plan from the dropdown menu)

EviCore also maintains online resources not specific to health plans, such as guidelines and our required clinical information checklist.

To access these helpful resources, visit EviCore's [Providers' Hub](#).



EviCore

By EVERNORTH

Ongoing sessions for Web Portal Training

- Provides step-by-step guidance on submitting requests through both the EviCore CareCore National platform and EviCore MedSolutions platform.
- Includes portal registration, authorization lookup, and scheduling Peer-to-Peer consultations.

Register for Provider Sessions:

Provider's Hub > Scroll to EviCore Provider Orientation Session Registrations > Upcoming

EviCore Online Provider Resources Review Forum

The EviCore website contains multiple tools and resources to assist providers and their staff with the prior authorization process.

We invite you to attend an **Intro to EviCore Online Resources** to learn how to navigate EviCore's web site and understand all the non-health plan specific resources available on the Provider's Hub.

Included is a broad overview of registering and using the EviCore portal. This is great for those new to EviCore.com and the prior authorization process.

EviCore's Provider Newsletter

Stay up to date with our free provider newsletter!

To subscribe:

- Visit [EviCore.com](https://www.evicore.com).
- Scroll down to the section titled **Stay Updated With Our Provider Newsletter**.
- Enter a valid email address



Stay Updated With Our Provider Newsletter

Your email address

SUBSCRIBE →

Thank You

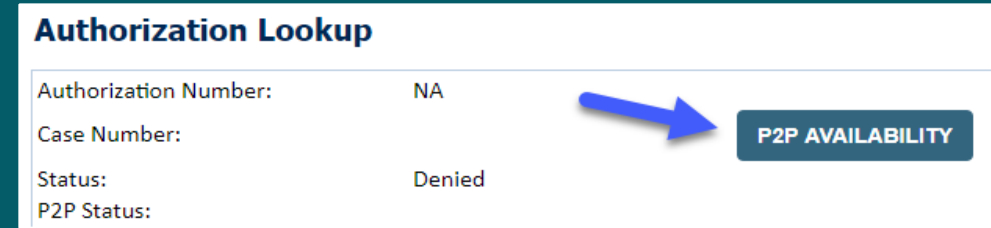
Appendix

Online Peer-to-Peer Scheduling Tool

Schedule a P2P

If your case is eligible for a Peer-to-Peer (P2P) consultation, a link will display, allowing you to proceed to scheduling without any additional messaging.

1. Log-in to your account at **EviCore.com**.
2. Perform **Clinical Review Lookup** to determine the status of your request.
3. Click on the **P2P AVAILABILITY** button to determine if your case is eligible for a Peer-to-Peer consultation
4. Note carefully any messaging that displays.*

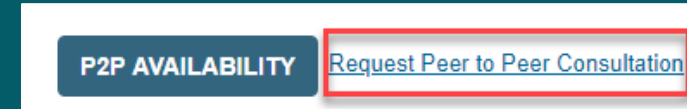


Authorization Lookup

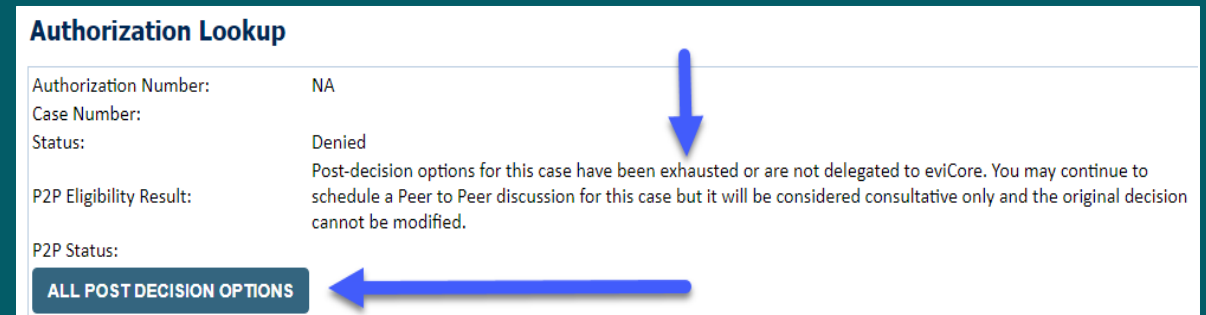
Authorization Number:	NA
Case Number:	
Status:	Denied
P2P Status:	

P2P AVAILABILITY

A blue arrow points from the 'NA' value in the Authorization Number field to the 'P2P AVAILABILITY' button.



P2P AVAILABILITY [Request Peer to Peer Consultation](#)



Authorization Lookup

Authorization Number:	NA
Case Number:	
Status:	Denied
P2P Eligibility Result:	Post-decision options for this case have been exhausted or are not delegated to eviCore. You may continue to schedule a Peer to Peer discussion for this case but it will be considered consultative only and the original decision cannot be modified.
P2P Status:	

ALL POST DECISION OPTIONS

A blue arrow points from the 'Denied' status to the 'ALL POST DECISION OPTIONS' button.

*In some instances, a Peer-to-Peer consultation is allowed, but the case decision can not be changed. In such cases, you can still request a **Consultative-Only Peer-to-Peer**. You can also click on the **ALL POST-DECISION OPTIONS** button to learn what other action can be taken.

Once the **Request Peer-to-Peer Consultation** link is selected, you will be transferred to our scheduling software via a new browser window.

Schedule a P2P

1. Upon first login, you will be asked to confirm your default time zone.
2. You will be presented with the case number and member date of birth.
3. Add another case for the same Peer-to-Peer appointment request by selecting **Add Another Case**.
4. To proceed, select **Lookup Cases**.
5. You will receive a confirmation screen with member and case information, including the level of review for the case in question.
6. Click **Continue** to proceed.

The image displays two screenshots of the EviCore 'New P2P Request' form. The top screenshot shows the input fields for Case Reference Number and Member Date of Birth, with a 'Lookup Cases' button. The bottom screenshot shows the confirmation screen with member and case information, including a 'Continue' button.

Case Info | **Questions** | **Schedule** | **Confirmation**

New P2P Request

EviCore
By EVERNORTH

Case Reference Number Case information will auto-populate from prior lookup

Member Date of Birth

[+ Add Another Case](#)

[Lookup Cases >](#)

New P2P Request

EviCore
By EVERNORTH

Case Ref #: Remove ✔ P2P Eligible

! Reconsideration allowed through eviCore until 11/11/2020 12:00:00 AM.

Member Information	Case P2P Information
Name	Episode ID
DOB	P2P Valid Until 2020-11-11
State	Modality MSK Spine Surgery
Health Plan	Level of Review Reconsideration P2P
Member ID	System Name ImageOne

[Continue](#)

Schedule a P2P

1. You will be prompted with a list of EviCore Physicians/Reviewers and appointment options.
2. Select any of the listed appointment times to continue.
3. You will be prompted to identify your preferred days and times for a Peer-to-Peer consultation (all opportunities will be automatically presented).
4. Click on any **green checkmark** to **deselect** that option, then click **Continue**.

Case Info

1st Case

Case #

Episode ID

Member Name

Member DOB

Member State

Health Plan

Member ID

Case Type MSK Spine Surgery

Level of Review Reconsideration P2P

Questions

Please indicate your availability

Preferred Days

Mon	Tues	Wed	Thurs	Fri
✓	✓	✓	✓	✗

Preferred Times

Morning					Afternoon						
7:00 to 8:00	8:00 to 9:00	9:00 to 10:00	10:00 to 11:00	11:00 to 12:00	12:00 to 1:00	1:00 to 2:00	2:00 to 3:00	3:00 to 4:00	4:00 to 5:00	5:00 to 6:00	6:00 to 7:00
✓	✓	✓	✓	✓	✓	✓	✓	✓	✓	✓	✓

Time Zone

US/Eastern

[Continue >](#)

The list of physicians returned are all trained and prepared to have a Peer to Peer discussion for this case.

← Prev Week 5/18/2020 - 5/24/2020 (Upcoming week) Next Week →

Mon 5/18/20	Tue 5/19/20	Wed 5/20/20	Thu 5/21/20	Fri 5/22/20	Sat 5/23/20	Sun 5/24/20
6:15 pm EDT	-	-	-	-	-	-
6:30 pm EDT	-	-	-	-	-	-
6:45 pm EDT	-	-	-	-	-	-

1st Priority by Skill

Mon 5/18/20	Tue 5/19/20	Wed 5/20/20	Thu 5/21/20	Fri 5/22/20	Sat 5/23/20	Sun 5/24/20
3:30 pm EDT	2:00 pm EDT	4:15 pm EDT	3:15 pm EDT	-	-	-
3:45 pm EDT	2:15 pm EDT	4:30 pm EDT	3:30 pm EDT	-	-	-
4:00 pm EDT	2:30 pm EDT	4:45 pm EDT	3:45 pm EDT	-	-	-
4:15 pm EDT	2:45 pm EDT	5:00 pm EDT	4:00 pm EDT	-	-	-
Show more...	Show more...	Show more...	Show more...	-	-	-

Schedule a P2P

1. Update the following fields to ensure the correct person is contacted for the Peer-to-Peer appointment:
 - + Name of Provider Requesting P2P
 - + Phone Number for P2P
 - + Contact Instructions
2. Click **Submit** to schedule the appointment.
3. You will be presented with a summary page containing the details of your scheduled appointment.
4. Confirm contact details.

The screenshot shows a scheduling form with a progress bar at the top: Case Info (checked), Questions (checked), Schedule (checked), and Confirmation (pending). The form is divided into two main sections: 'P2P Info' and 'P2P Contact Details'. The 'P2P Info' section includes fields for Date (Mon 5/18/20), Time (6:30 pm EDT), and Reviewing Provider. The 'P2P Contact Details' section includes fields for Name of Provider Requesting P2P (Dr. Jane Doe), Contact Person Name (Office Manager John Doe), Contact Person Location (Provider Office), Phone Number for P2P ((555) 555-5555), Phone Ext. (12345), Alternate Phone ((xxx) xxx-xxxx), Phone Ext. (Phone Ext.), Requesting Provider Email (droffice@internet.com), and Contact Instructions (Select option 4, ask for Dr. Doe). A 'Submit' button is located at the bottom right. Blue arrows point to the 'Name of Provider Requesting P2P', 'Phone Number for P2P', and 'Contact Instructions' fields.




The screenshot shows a 'Scheduling' section with a 'Scheduled' status. The appointment details are: Mon 5/18/20 - 6:30 pm EDT. A 'SCHEDULED' status indicator is shown in a red oval on the right side of the summary bar.

P2P Contact Details

1. Use the radio button option to select who will perform the P2P with the EviCore Medical Director.
2. Open fields will manually open to input the provider's first, last name, and their credential.

P2P Contact Details

Appointment Details

 Fri 5/24/2024
 7:00 am PDT
 Tamara Fackler

Who will be performing the P2P consultation? *Required*

Requesting Provider
 Contact Person
 Someone else

PROVIDER

Name of Referring Physician on Case *Required* **Credential** *Required*

First Name Last Name Select... ▼

CONTACT PERSON

Contact First Name *Required* **Contact Last Name** *Required*

Contact First Name Contact Last Name

Contact Person Location *Required*

Select... ▼

Call Notes

1. Use the radio button to select options if applicable.
2. If “Procedure was performed on” is selected, then the date is required.

Contact Instructions

Call Notes

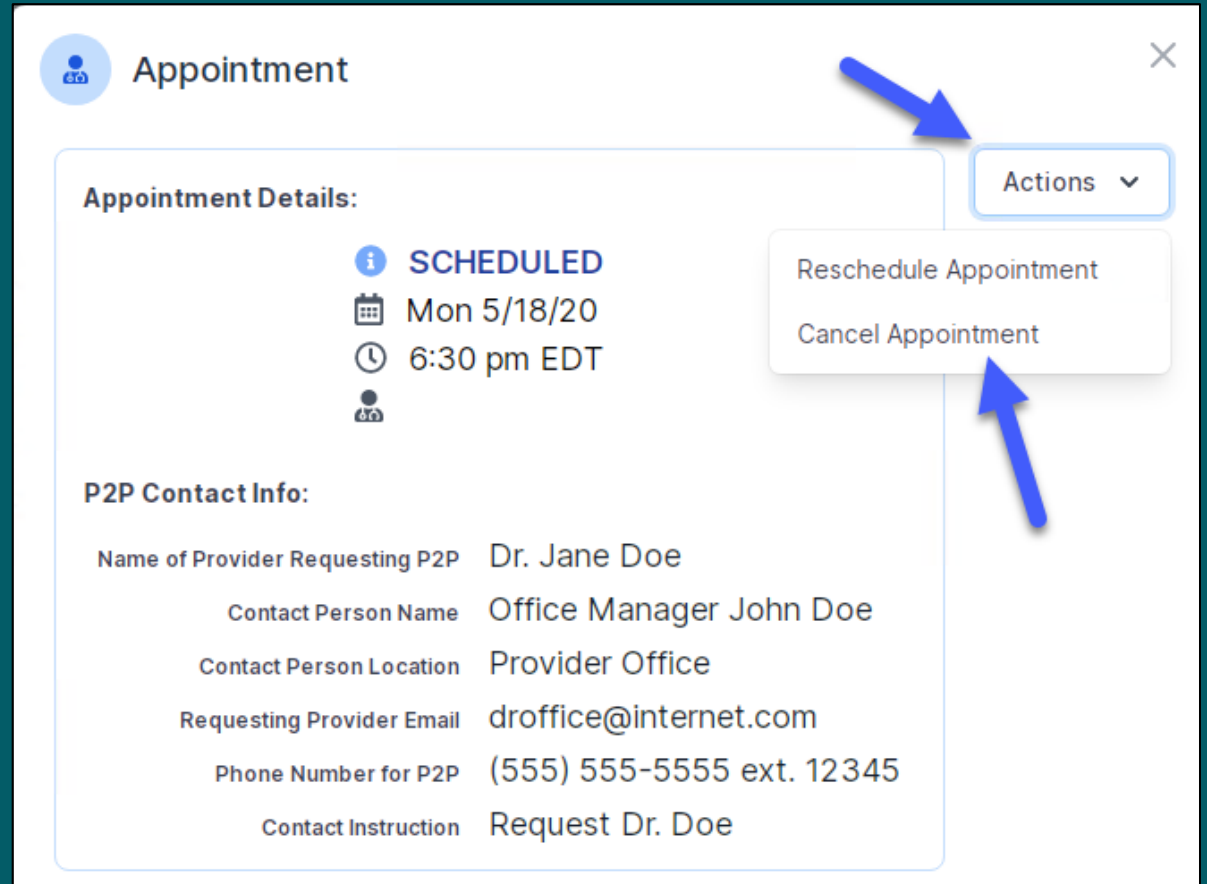
- ALT REC declined
- Procedure was performed on:
- Caller requested MD Specialty match
- Appeal LOR attestation requirement
- OH State Regulation: Member Consent obtained
- TX licensed physician - Caller is aware P2P does not meet SSL match and wants to proceed with P2P per same-specialty match requirement.
- TX licensed same specialty - Caller is aware P2P does not meet TX SSL/specialty match and wants to proceed with P2P

[Schedule Appointment](#)





Cancel or Reschedule a P2P Appointment

To cancel or reschedule an appointment:

1. Access the scheduling software and select **My P2P Requests** on the left-pane navigation.
2. Select the request you would like to modify from the list of available appointments.
3. When the request appears, click on the schedule link. An appointment window will open.
4. Click on the **Actions** drop-down and choose the appropriate action:
 - + **If choosing to reschedule**, select a new date or time as you did initially.
 - + **If choosing to cancel**, input a cancellation reason.
5. Close the browser once finished.



The screenshot shows a window titled "Appointment" with a close button (X) in the top right corner. The window is divided into two main sections: "Appointment Details:" and "P2P Contact Info:". The "Appointment Details:" section includes a status icon (info) and the text "SCHEDULED", a calendar icon and "Mon 5/18/20", a clock icon and "6:30 pm EDT", and a person icon. The "P2P Contact Info:" section lists: "Name of Provider Requesting P2P" as "Dr. Jane Doe", "Contact Person Name" as "Office Manager John Doe", "Contact Person Location" as "Provider Office", "Requesting Provider Email" as "droffice@internet.com", "Phone Number for P2P" as "(555) 555-5555 ext. 12345", and "Contact Instruction" as "Request Dr. Doe". On the right side of the window, there is an "Actions" drop-down menu. A blue arrow points to the "Actions" menu, and another blue arrow points to the "Cancel Appointment" option in the dropdown menu.

Appointment Details:	
 SCHEDULED	
 Mon 5/18/20	
 6:30 pm EDT	
	

P2P Contact Info:	
Name of Provider Requesting P2P	Dr. Jane Doe
Contact Person Name	Office Manager John Doe
Contact Person Location	Provider Office
Requesting Provider Email	droffice@internet.com
Phone Number for P2P	(555) 555-5555 ext. 12345
Contact Instruction	Request Dr. Doe