


Radiology

Provider Orientation Session
for Alliance Health
March 2026



Agenda

1. Solutions Overview
2. Submitting Requests
3. Prior Authorization Outcomes, Special Considerations & Post-Decision Options
4. EviCore Provider Portal
5. Provider Resources
6. Questions & Next Steps
7. Appendix

Alliance Health Prior Authorization Services

EviCore will begin accepting prior authorization requests for Radiology & Cardiology services on March 1, 2026 for dates of service March 1, 2026 and beyond.

Prior Authorization applies to the following services:

- Medicaid

Prior Authorization does NOT apply to services that are:

- Emergency Room Services
- 23 Hour Observations
- Inpatient Stays

Provider Resource Page

Providers and/or staff can utilize Alliance Health Provider Resource page to access a list of covered CPT codes, Clinical Worksheets, FAQs, Quick Reference Guides and additional educational materials by visiting:

[Alliance Health | EviCore by
Evernorth](#)

Providers should verify member eligibility and benefits by contacting the number listed on the back of the member's ID card.

+ Radiology

Covered Services:

+Advanced imaging services

- CT, CTA
- MRI, MRA
- PET, PET/CT



To find complete lists of CPT codes that require prior authorization,
please visit: [Alliance Health | EviCore by Evernorth](#)

+Cardiology

Covered Services:

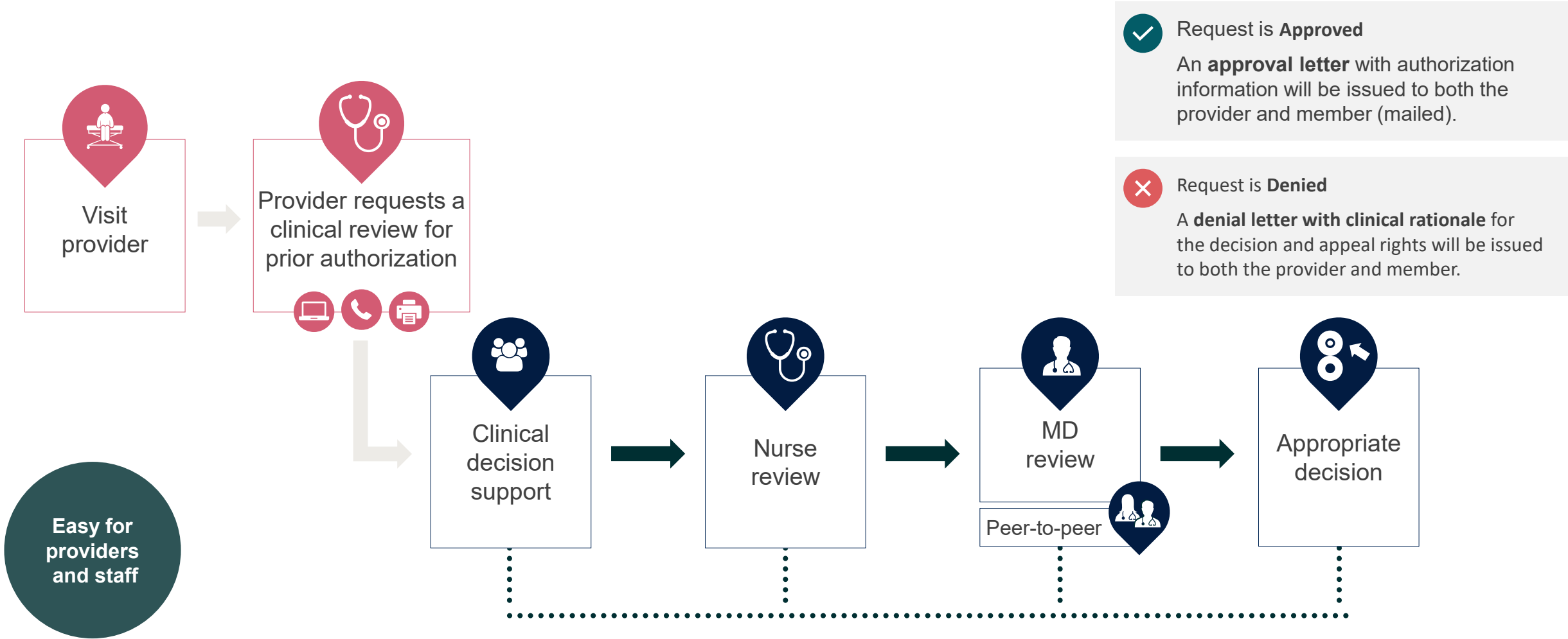
+Advanced imaging and diagnostic services

- Stress Testing
 - Myocardial Perfusion Imaging (SPECT & PET)
 - Stress Echocardiography
- Cardiac CT & MRI
- Nuclear Cardiology



Submitting Requests

Utilization Management | Prior Authorization



Easy for providers and staff



How to Request Prior Authorization

The EviCore Provider Portal is the easiest, most efficient way to request clinical reviews and check statuses.

- **Save time:** Quicker process than requests by phone.
- **Available 24/7**
- **Save your progress:** If you need to step away, you can save your progress and resume later
- **Upload additional clinical information:** No need to fax in supporting clinical documentation, it can be uploaded on the portal
- **View and print determination information:** Check case status in real-time
- **Dashboard:** View all recently submitted cases
- **E-notification:** Opt-in to receive email notifications when there is a change to case status
- **Duplication feature:** If you are submitting more than one request, you can duplicate information to expedite submittals

To access the EviCore Provider Portal, visit [EviCore.com/provider](https://www.evicore.com/provider)

EviCore
By EVERNORTH

Or by **phone: 888-444-6182**
Monday – Friday
7 AM – 7 PM (local time)



+Necessary Information for Prior Authorization

To obtain prior authorization on the very first submission, the provider submitting the request will need to gather information within four categories:

Member

- Health Plan ID
- Member name
- Date of birth (DOB)

Rendering Facility

- Facility name
- Address
- National provider identifier (NPI)
- Tax identification number (TIN)
- Phone & fax number

Referring (Ordering) Physician

- Physician name
- National provider identifier (NPI)
- Phone & fax number

Supporting Clinical

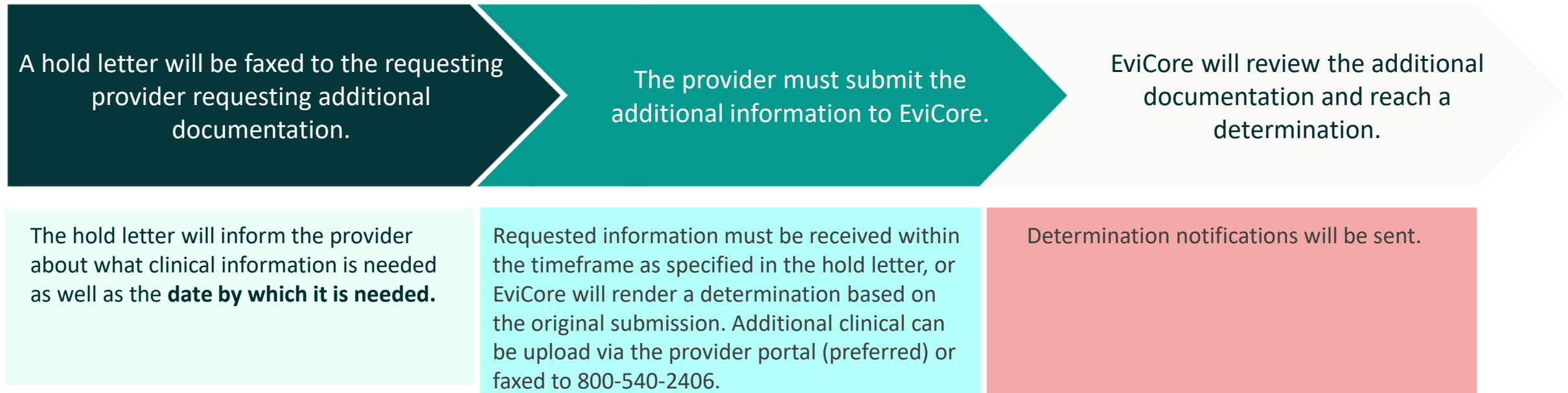
- Pertinent clinical information to substantiate medical necessity for the requested service
- CPT/HCPCS Code(s)
- Diagnosis Code(s)
- Previous test results



All clinical information pages must include the member's first and last name and **two** additional patient identifiers, such as date of birth and health plan ID.

Insufficient Clinical | Additional Documentation Needed

If during case build all required pieces of documentation are not received, or are insufficient for EviCore to reach a determination, the following will occur:



Prior Authorization Outcomes, Special Considerations & Post- Decision Options

Prior Authorization Determination Outcomes

Determination Outcomes

- **Approved Requests:** Authorizations are valid for 45
- **Partially Approved Requests:** In instances where multiple CPT codes are requested, some may be approved and some denied. In these instances, the determination letter will specify what has been approved, as well as post-decision options for denied codes.
- **Denied Requests:** If a request is determined as inappropriate based on evidence-based guidelines, a notification with the rationale for the decision and post-decision/appeal rights will be issued.

Notifications

- Authorization letters will be faxed to the ordering physician.
- Web-initiated cases will receive e-notifications if a user opted in to this method.
- Members will receive a letter by mail.
- Approval information can be printed on demand from the [EviCore portal](#).



Special Circumstances

Retrospective Authorization Requests

- Must be submitted within 90 calendar days from the date of change and meet a valid retro exception reason
- Any submitted beyond this timeframe will not move forward for review
- Reviewed for **clinical urgency** and medical necessity
- When authorized, the start date will be submitted date of service

Urgent Prior Authorization Requests

- EviCore uses the NCQA/URAC definition of **urgent**: when a delay in decision-making may seriously jeopardize the life or health of the member
- Can be initiated on provider portal or by phone
- Urgent cases are typically reviewed within 24 to 72 hours




Special Circumstances (cont.)

+Alternative Recommendation

- An alternative recommendation may be offered based on EviCore's evidence-based clinical guidelines
- The ordering provider can either accept the alternative recommendation or request a reconsideration for the original request

+Authorization Update

- If updates are needed on an existing authorization, providers can contact EviCore by phone
- If the authorization is not updated and a different facility location or CPT code is submitted on the claim, it may result in a claim denial



Post-Decision Options

My case has been denied. What's next?

Your determination letter is the best immediate source of information to assess what options exist on a case that has been denied.

You may also call EviCore at **888-444-6182** to speak with an agent who can provide available option(s) and instruction on how to proceed.

Alternatively, select 'All Post Decisions' under the authorization lookup function on [EviCore.com](https://www.evicore.com) to see available options.

Reconsiderations

- Reconsiderations must be requested within 7 business days after the determination date.
- Reconsiderations can be requested in writing or verbally via a Clinical Consultation with an EviCore physician.

Appeals

- EviCore will not process first-level appeals.
- Appeals can be made by following the instructions provided in the determination letter.





EviCore Provider Portal

+EviCore Provider Portal | Features

+Eligibility Lookup

- Confirm if patient requires clinical review

+Clinical Certification

- Request a clinical review for prior authorization on the portal

+Prior Authorization Status Lookup

- View and print any correspondence associated with the case
- Search by member information OR by case number with ordering national provider identifier (NPI)
- Review post-decision options, submit appeal, and schedule a peer-to-peer

+Certification Summary

- Track recently submitted cases



EviCore

By EVERNORTH

+EviCore Provider Portal | Access and Compatibility

Most providers are already saving time submitting clinical review requests online vs. telephone

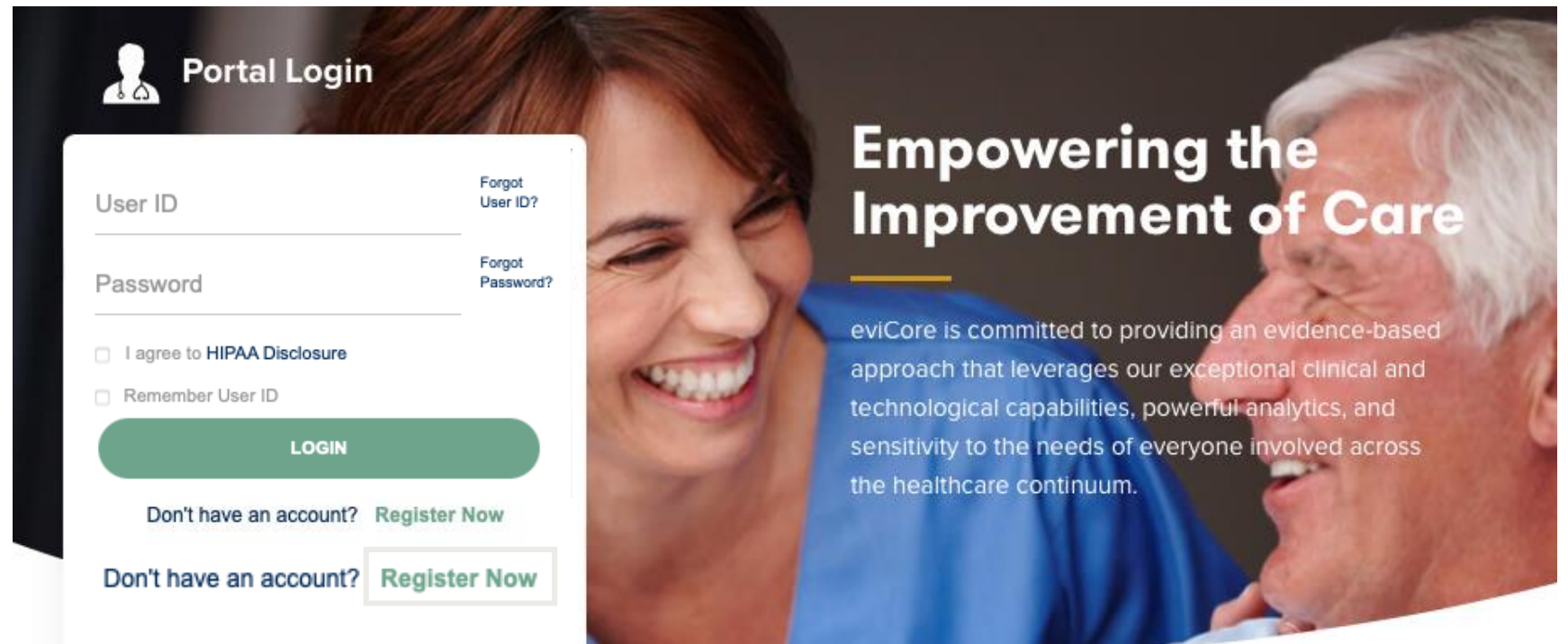
To access resources on the EviCore Provider Portal, visit EviCore.com/provider

Already a user?

Log in with User ID & Password

Don't have an account?

Click [Register Now](#)



EviCore's website is compatible with all web browsers. If you experience issues, you may need to disable pop-up blockers to access the site.

Creating an EviCore Provider Portal Account

Select **CareCore National** as the Default Portal.

Complete the User Information section in full and **Submit Registration**.

You will immediately be sent an email with a link to create a password. Once you have created a password, you will be redirected to the login page.

The screenshot shows the EviCore registration form. At the top left is the EviCore logo with 'By EVERNORTH' underneath. A 'Required Field' indicator is in the top right. The form is divided into two main sections: 'Web Portal Preference' and 'User Information'. The 'Web Portal Preference' section has a heading and a sub-heading: 'Please select the Portal that is listed in your provider training material. This selection determines the primary portal that you will use to submit cases over the web.' Below this is a 'Default Portal:' label and a dropdown menu currently showing '--Select--'. The 'User Information' section has a heading and a sub-heading: 'All Pre-Authorization notifications will be sent to the fax number and email address provided below. Please make sure you provide valid information.' The form fields are arranged in two columns. The left column includes: 'User Name*', 'Email*', 'Confirm Email*', 'First Name*', and 'Last Name*'. The right column includes: 'Address*' (with a highlighted input field), 'Phone*', 'Ext.', 'Fax*', 'City*', 'State*' (with a dropdown menu), 'Zip*', and 'Office Name*'. A 'Next' button is located at the bottom right of the form. The footer contains a 'Web Support 800-645-0418' link, a list of links (Legal Disclaimer, Privacy Policy, Terms Of Use, Site Specific Terms, Corporate Website, Report Fraud & Abuse, Guidelines and Forms, Contact Us), and a copyright notice: '© 2024 EviCore healthcare. All Rights Reserved.'

Setting Up Multi-Factor Authentication (MFA)

To safeguard your patients' private health information (PHI), we have implemented a multi-factor authentication (MFA) process.

After you log in, you will be prompted to register your device for MFA.

Choose which authentication method you prefer: Email or SMS.
Then, **enter your email address or mobile phone number.**

Select **Send PIN**, and a 6-digit pin will be generated and sent to your chosen device.

After entering the provided PIN in the portal display, you will successfully be authenticated and logged in.

The screenshot displays a 'Set up Two Factor Authentication' interface. At the top, there are two radio buttons: 'Email' (selected) and 'SMS'. Below this is a 'Register Email Address' section with a text input field containing 'example@evicore.com'. A small blue note below the field states 'Only one device (Email or SMS) is currently allowed.' A green 'Send PIN' button is positioned below the input field. The next section is 'Please enter PIN sent to your Email Address', featuring a text input field with 'PIN' entered. Below this is a green 'Submit' button and a grey 'Skip' button.

+EviCore Provider Portal | Add Providers



Providers will need to be added to your account prior to case submission

- Click the **Manage Your Account** tab to add provider information
- Select **Add Provider**
- Enter the NPI, state, and zip code to search for the provider
- Select the matching record based upon your search criteria
- Once you have selected a practitioner, your registration will be complete
- You can also click **Add Another Practitioner** to add another provider to your account
- You can access the **Manage Your Account** at any time to make any necessary updates or changes

A screenshot of the 'Manage Your Account' page. It features a header with the title 'Manage Your Account'. Below the header, there are two buttons: 'CHANGE PASSWORD' and 'EDIT ACCOUNT'. The page displays account information: 'Office Name:', 'Address:', 'Primary Contact:', and 'Email Address:'. Below this information is a button labeled 'ADD PROVIDER'. Underneath the button, there is a text input field containing 'No providers on file' and a 'CANCEL' button.A screenshot of the 'Add Practitioner' page. It features a header with the title 'Add Practitioner'. Below the header, there is a text input field for 'Practitioner NPI', a dropdown menu for 'Practitioner State', and another text input field for 'Practitioner Zip'. Below these fields are two buttons: 'FIND MATCHES' and 'CANCEL'. A note at the top of the form reads: 'Enter Practitioner information and find matches. *If registering as rendering genetic testing Lab site, enter Lab Billing NPI, State and Zip'.

Provider Resources

EviCore Communication Relationship Management (ECRM)

For program-related questions or concerns, please submit inquiries via the [EviCore Communication Relationship Management \(ECRM\)](#) application. Common issues addressed through ECRM include:

- Questions regarding accreditation and/or credentialing
- Requests for an authorization to be sent to the health plan
- Complaints and grievances
- Eligibility issues (member, rendering facility, and/or ordering physician)
- Issues experienced during case creation
- Reports of system issues
- Issues with EviCore's provider portal
 - You can also call a Web Support Specialist at 800-646-0418 (option 2)
 - Chat with web support on the [EviCore Provider Resource page](#)



ECRM is available **24/7**. Users can login or register [HERE](#).

Additional Information about ECRM can be found on the [Providers' Hub](#).

Contact EviCore's Dedicated Teams

Client and Provider Services

For eligibility issues (member or provider not found in system) or transactional authorization related issues requiring research.

- Access: [ECRM Services](#)
- ECRM educational resources: [ECRM Resources | EviCore by Evernorth](#)
- Trouble using ECRM? Send an email to: ECRMSupport@EviCore.com

Provider Engagement

Regional team that works directly with the provider community.

- [Provider Engagement Manager Territory List](#)

Web-Based Services and Portal Support

- Live chat
- [ECRM](#)
- Phone: **800-646-0418** (option 2)

Call Center

Call **888-444-6182**, representatives are available from 7 a.m. to 7 p.m. local time



+Provider Resource Website

EviCore's Client and Provider Services team maintains provider resource pages that contain client- and solution-specific educational materials to assist providers and their staff on a daily basis.

This page will include:

- Frequently asked questions
- Quick reference guides
- Provider training
- CPT code list

To access these helpful resources, visit <https://www.EviCore.com/resources>

EviCore also maintains online resources not specific to health plans, such as guidelines and our required clinical information checklist.

To access these helpful resources, visit EviCore's [Providers' Hub](#).

EviCore's Provider Newsletter

Stay up-to-date with our free provider newsletter

To subscribe:

- Visit [EviCore.com](https://www.evicore.com)
- Scroll down to the section titled **Stay Updated With Our Provider Newsletter**
- Enter a valid email address



Provider Resource Review Forum

The EviCore website contains multiple tools and resources to assist providers and their staff during the prior authorization process.

We invite you to attend a **Provider Resource Review Forum** to learn how to navigate [EviCore.com](https://www.evicore.com) and understand all the resources available on the Provider's Hub.

Learn how to access:

- EviCore's evidence-based clinical guidelines
- Clinical worksheets
- Existing prior authorization request status information
- Search for contact information
- Podcasts & insights
- Training resources

Register for a Provider Resource Review Forum:

Provider's Hub > Scroll down to EviCore Provider Orientation Session Registrations > Upcoming





Thank You

Appendix

Portal Case Submission

+Clinical Certification Request | Initiating a Case

Home	Certification Summary	Authorization Lookup	Eligibility Lookup	Clinical Certification	Certification Requests In Progress	MSM Practitioner Perf. Summary Portal	Resources	Manage Your Account
------	-----------------------	----------------------	--------------------	------------------------	------------------------------------	---------------------------------------	-----------	---------------------

Request an Authorization

To begin, please select a program below:

- Durable Medical Equipment(DME)
- Gastroenterology
- Lab Management Program
- Medical Drug Management
- Medical Oncology Pathways
- Musculoskeletal Management
- Pharmacy Drugs (Express Scripts Coverage)
- Radiation Therapy Management Program (RTMP)
- Radiology and Cardiology
- Sleep Management

CONTINUE

[Click here for help](#)

- Click **Clinical Certification** to begin a new request
- Select the **Program** for your certification
- Select **Requesting Provider Information**

+Clinical Certification Request | Search for and Select Provider

Home	Certification Summary	Authorization Lookup	Eligibility Lookup	Clinical Certification	Certification Requests In Progress	MSM Practitioner Perf. Summary Portal	Resources	Manage Your Account
------	-----------------------	----------------------	--------------------	------------------------	------------------------------------	---------------------------------------	-----------	---------------------

Requesting Provider Information

Select the ordering provider for this authorization request.

Filter Last Name or NPI:

Provider
<input type="button" value="SELECT"/> [Redacted]

1 2 3 4

If the provider's NPI is not listed above, please use the search feature below to add a new provider and continue with case build.

Search By NPI:

[Click here for help](#)

Search for and select the **Practitioner/Group** for whom you want to build a case

+Clinical Certification Request | Select Health Plan

Home	Certification Summary	Authorization Lookup	Eligibility Lookup	Clinical Certification	Certification Requests In Progress	MSM Practitioner Perf. Summary Portal	Resources	Manage Your Account
------	-----------------------	----------------------	--------------------	------------------------	------------------------------------	---------------------------------------	-----------	---------------------

Choose Your Insurer

Requesting Provider: [REDACTED]

Please select the insurer for this authorization request.

Please Select a Health Plan

- Choose the appropriate **Health Plan** for the request
- Select **CONTINUE**

+Clinical Certification Request | Enter Contact Information

Home	Certification Summary	Authorization Lookup	Eligibility Lookup	Clinical Certification	Certification Requests In Progress	MSM Practitioner Perf. Summary Portal	Resources	Manage Your Account
------	-----------------------	----------------------	--------------------	------------------------	------------------------------------	---------------------------------------	-----------	---------------------

Add Your Contact Info

Provider's Name:* [?]

Who to Contact:* [?]

Fax:* [?]

Phone:* [?]

Ext.: [?]

Cell Phone:

Email:

Receive notification of case status changes

Please review the fax and phone numbers presented for accuracy. Change as necessary and click "Confirm Fax and Continue" to confirm they are correct. Changes apply only to this specific request. If you wish the change to be permanent, please contact the Health Plan.

BACK

CONFIRM FAX AND CONTINUE

- Enter the **Provider's name** and appropriate information for the point of contact individual
- Provider name, fax and phone will pre-populate, edit as necessary

NEW! Check this box to enable e-notification updates for any case status changes

+Clinical Certification Request | Enter Member Information

Home	Certification Summary	Authorization Lookup	Eligibility Lookup	Clinical Certification	Certification Requests In Progress	MSM Practitioner Perf. Summary Portal	Resources	Manage Your Account
------	-----------------------	----------------------	--------------------	------------------------	------------------------------------	---------------------------------------	-----------	---------------------

Patient Eligibility Lookup

Patient ID:*

Date Of Birth:* MM/DD/YYYY

Patient Last Name Only:* [?]

Enter **member information**, including: patient ID number, date of birth, and last name then click **ELIGIBILITY LOOKUP**

When entering patient details, please review and confirm the spelling of the patient's name. Verify accuracy of the patient's ID and date of birth.

ELIGIBILITY LOOKUP

BACK

	Patient ID	Member Code	Name	DOB	Gender	Address
SELECT	<input type="text"/>	<input type="text"/>	<input type="text"/>	<input type="text"/>	<input type="text"/>	<input type="text"/>

Confirm your patient's information and click **SELECT** to continue

+Clinical Certification Request | Verify Service Selection

Home	Certification Summary	Authorization Lookup	Eligibility Lookup	Clinical Certification	Certification Requests In Progress	MSM Practitioner Perf. Summary Portal	Resources	Manage Your Account
------	-----------------------	----------------------	--------------------	------------------------	------------------------------------	---------------------------------------	-----------	---------------------

Requested Service + Diagnosis

Confirm your service selection.

Procedure Date: TBD
CPT Code: 73721
Description: MRI LOWER EXTREMITY JOINT W/O
Primary Diagnosis Code: R68.89
Primary Diagnosis: Other general symptoms and signs
Secondary Diagnosis Code:
Secondary Diagnosis:
[Change Procedure or Primary Diagnosis](#)
[Change Secondary Diagnosis](#)

BACK

CONTINUE

[Click here for help](#)

- Verify requested service & diagnosis
- Edit any information if needed by selecting **Change Procedure** or **Primary Diagnosis**
- Click **CONTINUE** to confirm your selection

EviCore

By EVERNORTH

+Clinical Certification Request | Site Selection

Home	Certification Summary	Authorization Lookup	Eligibility Lookup	Clinical Certification	Certification Requests In Progress	MSM Practitioner Perf. Summary Portal	Resources	Manage Your Account
------	-----------------------	----------------------	--------------------	------------------------	------------------------------------	---------------------------------------	-----------	---------------------

Add Site of Service

Specific Site Search

Use the fields below to search for specific sites. For best results, search by NPI or TIN. Other search options are by name plus zip or name plus city. You may search a partial site name by entering some portion of the name and we will provide you the site names that most closely match your entry.

NPI:	<input type="text"/>	Zip Code:	<input type="text"/>	Site Name:	<input type="text"/>
TIN:	<input type="text"/>	City:	<input type="text"/>	<input checked="" type="radio"/> Exact match	
				<input type="radio"/> Starts with	

- Search for the **site of service** where the procedure will be performed (for best results, search with NPI, TIN, and zip code)
- **Select** the specific site where the procedure will be performed

+Clinical Certification Request | Clinical Certification

Home	Certification Summary	Authorization Lookup	Eligibility Lookup	Clinical Certification	Certification Requests In Progress	MSM Practitioner Perf. Summary Portal	Resources	Manage Your Account
------	-----------------------	----------------------	--------------------	------------------------	------------------------------------	---------------------------------------	-----------	---------------------

Proceed to Clinical Information

You are about to enter the clinical information collection phase of the authorization process.

Once you have clicked "Continue," you will not be able to edit the Provider, Patient, or Service information entered in the previous steps. Please be sure that all this data has been entered correctly before continuing.

In order to ensure prompt attention to your on-line request, be sure to click SUBMIT CASE before exiting the system. This final step in the on-line process is required even if you will be submitting additional information at a later time. Failure to formally submit your request by clicking the SUBMIT CASE button will cause the case record to expire with no additional correspondence from eviCore.

BACK

CONTINUE

- Verify that all information is entered and correct
- **You will not have the opportunity to make changes after this point**

EviCore

By EVERNORTH

+Clinical Certification Request | Standard or Urgent Request?

Home	Certification Summary	Authorization Lookup	Eligibility Lookup	Clinical Certification	Certification Requests In Progress	MSM Practitioner Perf. Summary Portal	Resources	Manage Your Account
------	-----------------------	----------------------	--------------------	------------------------	------------------------------------	---------------------------------------	-----------	---------------------

Proceed to Clinical Information

Urgency Indicator

If the case you are submitting is found NOT to meet one of the two conditions below, your case will be processed as a standards/routine, non Urgent request. If you have clinical information and this request meets the criteria for urgent, please indicate below.

In order for eviCore to process this case as clinically urgent you must upload clinical documentation relevant to this case. If you are unable to upload clinical documentation at this time contact eviCore to process this case as urgent.

Please indicate if any of the following criteria are true regarding urgency of this request :

- A delay in care could seriously jeopardize the life or health of the patient or patient's ability to regain maximum function.
- A delay in care would subject the member to severe pain that cannot be adequately managed without the care or treatment requested in the prior authorization.
- None of the above

Clinical Upload

In order for eviCore to process this case as clinically urgent you must upload clinical documentation relevant to this case. If you are unable to upload clinical documentation at this time contact eviCore to process this case as urgent.

Browse for file to upload (max size 5MB, allowable extensions .DOC,.DOCX,.PDF,.PNG):

Choose File No file chosen

Choose File No file chosen

Choose File No file chosen

Choose File No file chosen

Choose File No file chosen

Choose File No file chosen

UPLOAD

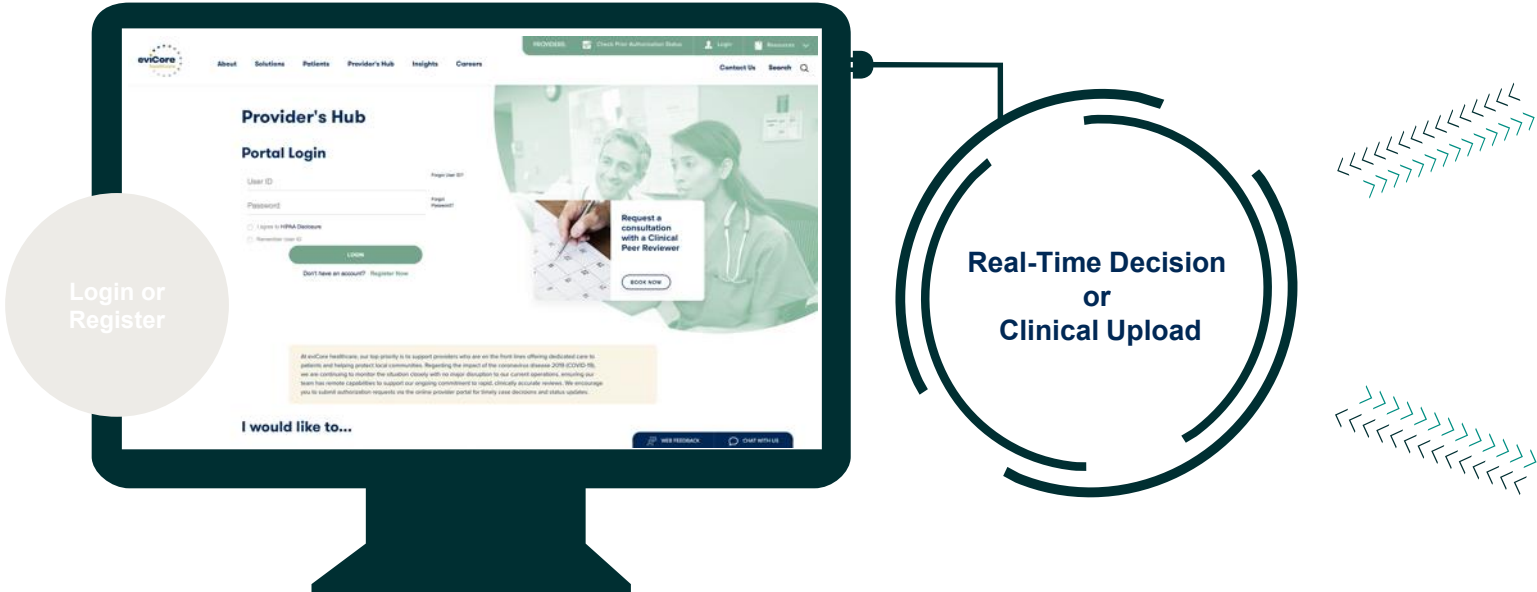
Proceed to Clinical Information

Is this case Routine/Standard?

YES NO

- If the case is **standard**, select **Yes**
- If your request is **urgent**, select **No**
- When a request is submitted as urgent, you will be **required** to upload relevant clinical information
- Upload up to **FIVE documents** (.doc, .docx, or .pdf format; max 5MB size)
- Your case will only be considered urgent if there is a successful upload

Improved Provider Experience | Real-Time Decision or Clinical Documentation Upload



eviCore healthcare

Home Certification Summary Authorization Lookup Eligibility Lookup **Clinical Certification**

Tuesday, July 30, 2019 7:43 PM

Clinical Certification

Your case has been Approved.

Provider Name:	DR. JYH-HAUR LU	Contact:	WED
Provider Address:	3916 PRINCE ST FLUSHING, NY 11354	Phone Number:	(646) 409-4402
		Fax Number:	(718) 888-9025
Patient Name:	GARY TURCO	Patient Id:	W249262910
Insurance Carrier:	AETNA		
Site Name:	PARK PLACE MEDICAL IMAGING	Site ID:	73C73C
Site Address:	255 GREENWICH STREET NEW YORK, NY 10007		
Primary Diagnosis Code:	R51	Description:	Headache
Secondary Diagnosis Code:		Description:	
Date of Service:	Not provided		
CPT Code:	72148	Description:	MRI LUMBAR SPINE W/O CONTRAST
Authorization:	A123615501		
Review Date:	7/30/2019 7:39:39 PM		
Status:	Your case has been Approved.		

Home Certification Summary Authorization Lookup Eligibility Lookup **Clinical Certification**

Tuesday, July 30, 2019 7:29 PM

Clinical Certification

Clinical Upload

Please upload any additional clinical information that justifies the medical necessity of this request.

Browse for file to upload (max size 5MB, allowable extensions .DOC, .DOCX, .PDF):

Choose File | Sample4Upload_1.docx

Choose File | No file chosen

Choose File | No file chosen

Choose File | No file chosen

Choose File | No file chosen

UPLOAD | SKIP UPLOAD

BACK | SUBMIT

You'll be asked to complete a short series of clinical questions which may result in an immediate approval. If an immediate approval does not occur, you'll be prompted to upload clinical information.

+Clinical Certification Request

Proceed to Clinical Information

Example Questions

Proceed to Clinical Information

Will there be any additional procedures needing prior authorization for the same patient, date of service, and site of service?

Yes No

SUBMIT

Attention!

Is this a request for a bilateral procedure of a previously requested authorization?

YES

NO

Which anatomy will be examined with the requested study?

Hip Knee Ankle

SUBMIT

Finish Later

Did you know?

You can save a certification request to finish later.

- **Clinical Certification** questions may populate based on the information provided
- You can save your request and finish it later if needed (**Note:** Until the end of day to finish your request)
- Select **Certification Requests in Progress** to resume a saved request

EviCore

By EVERNORTH

Clinical Certification Request | Request for Clinical Upload

- Home
- Certification Summary
- Authorization Lookup
- Eligibility Lookup
- Clinical Certification
- Certification Requests In Progress
- MSM Practitioner Perf. Summary Portal
- Resources
- Manage Your Account

Clinical Upload

In order for eviCore to process this case as clinically urgent you must upload clinical documentation relevant to this case.
If you are unable to upload clinical documentation at this time contact eviCore to process this case as urgent.

Required Medical information checklist ←

Browse for file to upload (max size 25MB, allowable extensions .DOC,.DOCX,.PDF,.PNG):

Choose File No file chosen

Choose File No file chosen

Choose File No file chosen

Choose File No file chosen

Choose File No file chosen

UPLOAD

EviCore
By EVERNORTH

Required Medical Information Check List

- Radiology**
- Rule out/diagnosis
 - Symptoms
 - Physical Exam findings
 - Treatment such as medications, physical therapy, surgery; chemotherapy. Please include dates and duration of treatment.
 - Re-evaluation post treatment for some indications
 - Recent relevant imaging
 - Recent relevant laboratory work
 - Pertinent medical history and family history
 - For imaging exam requests for cancer, indicate if the exam is requested for initial staging or restaging following treatment or surveillance. Please provide the type and stage of cancer, date of diagnosis, type of treatment and date of treatment completion.

If **additional information** is required, you will have the option to upload more clinical information. Review the list of *required medical information* EviCore requires in order for the prior authorization to meet medical necessity.

Tips:

- Providing clinical information via the web is the fastest and most efficient method
- Enter additional notes in the space provided only when necessary
- Additional information uploaded to the case will be sent for clinical review
- Print out a summary of the request that includes the case # and indicates 'Your case has been sent to clinical review'

EviCore
By EVERNORTH

- Direct link to document: [Required Medical Information Check List.pdf \(evicore.com\)](#)

+Clinical Certification Request | Criteria Met

Summary of Your Request

Please review the details of your request below and if everything looks correct click SUBMIT

Your case has been Approved.

Provider Name:	DR. BHARATH MANU AKKARA VEETIL	Contact:	904
Provider Address:	1200 6TH AVE NE SAINT CLOUD, MN 56303	Phone Number:	(800) 234-1111
		Fax Number:	(800) 234-1111
Patient Name:	XXXXXXXXXX	Patient Id:	XXXXXXXXXX
Insurance Carrier:	WELLSLIFE		
Site Name:	XXXXXXXXXXXXXXXXXX LLC	Site ID:	XXXXXXXXXX
Site Address:	875 LAMAR BLVD CORONA, FL 32909		
Primary Diagnosis Code:	R68.89	Description:	Other general symptoms and signs
Secondary Diagnosis Code:		Description:	
Date of Service:	Not provided	Description:	MRI LOWER EXTREMITY JOINT W/O
CPT Code:	73721		
Authorization Number:	XXXXXXXXXX		
Review Date:	5/13/2020 1:52:08 PM		
Expiration Date:	6/27/2020		
Status:	Your case has been Approved.		

CANCEL PRINT CONTINUE

If your request is authorized during the initial submission, you can **PRINT** the summary of the request for your records.

Peer-to-Peer (P2P) Scheduling Tool

Provider Resources | Schedule a P2P Request

If your case is eligible for a Peer-to-Peer (P2) consultation, a link will display, allowing you to proceed to scheduling without any additional messaging

Authorization Lookup

Authorization Number:	NA
Case Number:	
Status:	Denied
P2P Status:	

P2P AVAILABILITY

P2P AVAILABILITY [Request Peer to Peer Consultation](#)

Authorization Lookup

Authorization Number:	NA
Case Number:	
Status:	Denied
P2P Eligibility Result:	Post-decision options for this case have been exhausted or are not delegated to eviCore. You may continue to schedule a Peer to Peer discussion for this case but it will be considered consultative only and the original decision cannot be modified.
P2P Status:	

ALL POST DECISION OPTIONS

- Log-in to your account at EviCore.com
- Perform **Clinical Review Lookup** to determine the status of your request
- Click on the **P2P AVAILABILITY** button to determine if your case is eligible for a Peer-to-Peer consultation
- Note carefully any messaging that displays*

*In some instances, a Peer-to-Peer consultation is allowed, but the case decision can not be changed. In such cases, you can still request a **Consultative-Only Peer-to-Peer**. You can also click on the **ALL POST-DECISION OPTIONS** button to learn what other action can be taken.

Once the **Request Peer-to-Peer Consultation** link is selected, you will be transferred to our scheduling software via a new browser window.

+Provider Resources | Schedule a P2P Request (con't.)

New P2P Request

Case Reference Number Case information will auto-populate from prior lookup

Member Date of Birth

+ Add Another Case

Lookup Cases >

- Upon first login, you will be asked to confirm your default time zone
- You will be presented with the Case Number and Member Date of Birth
- Add another case for the same Peer-to-Peer appointment request by selecting **Add Another Case**
- To proceed, select **Lookup Cases**

- You will receive a confirmation screen with member and case information, including the Level of Review for the case in question
- Click **Continue** to proceed

New P2P Request

Case Ref #: Remove ✓ P2P Eligible

! Reconsideration allowed through eviCore until 11/11/2020 12:00:00 AM.

Member Information	Case P2P Information
Name	Episode ID
DOB	P2P Valid Until 2020-11-11
State	Modality MSK Spine Surgery
Health Plan	Level of Review Reconsideration P2P
Member ID	System Name ImageOne

Continue

+Provider Resources | Schedule a P2P Request (con't.)

Case Info

1st Case

Case #
Episode ID
Member Name
Member DOB
Member State
Health Plan
Member ID
Case Type: MSK Spine Surgery
Level of Review: Reconsideration P2P

Questions

Please indicate your availability

Preferred Days

Mon	Tues	Wed	Thurs	Fri
✓	✓	✓	✓	✗

Preferred Times

Morning					Afternoon						
7:00 to 8:00	8:00 to 9:00	9:00 to 10:00	10:00 to 11:00	11:00 to 12:00	12:00 to 1:00	1:00 to 2:00	2:00 to 3:00	3:00 to 4:00	4:00 to 5:00	5:00 to 6:00	6:00 to 7:00
✓	✓	✓	✓	✓	✓	✓	✓	✓	✓	✓	✓

Time Zone
US/Eastern

[Continue >](#)

- You will be prompted with a list of EviCore Physicians / Reviewers and appointment options
- Select any of the listed appointment times to continue
- You will be prompted to identify your preferred days and times for a Peer-to-Peer consultation (all opportunities will be automatically presented)
- Click on any **green checkmark** to **deselect** that option and then click **Continue**

The list of physicians returned are all trained and prepared to have a Peer to Peer discussion for this case.

← Prev Week 5/18/2020 - 5/24/2020 (Upcoming week) Next Week →

1st Priority by Skill

Mon 5/18/20	Tue 5/19/20	Wed 5/20/20	Thu 5/21/20	Fri 5/22/20	Sat 5/23/20	Sun 5/24/20
6:15 pm EDT 6:30 pm EDT 6:45 pm EDT	-	-	-	-	-	-

1st Priority by Skill

Mon 5/18/20	Tue 5/19/20	Wed 5/20/20	Thu 5/21/20	Fri 5/22/20	Sat 5/23/20	Sun 5/24/20
3:30 pm EDT 3:45 pm EDT 4:00 pm EDT 4:15 pm EDT Show more...	2:00 pm EDT 2:15 pm EDT 2:30 pm EDT 2:45 pm EDT Show more...	4:15 pm EDT 4:30 pm EDT 4:45 pm EDT 5:00 pm EDT Show more...	3:15 pm EDT 3:30 pm EDT 3:45 pm EDT 4:00 pm EDT Show more...	-	-	-

+Provider Resources | Schedule a P2P Request (con't.)

P2P Info

Date Mon 5/18/20
Time 6:30 pm EDT
Reviewing Provider

Case Info

1st Case

Case #
Episode ID
Member Name
Member DOB
Member State
Health Plan
Member ID
Case Type MSK Spine Surgery
Level of Review Reconsideration P2P

P2P Contact Details

Name of Provider Requesting P2P
Dr. Jane Doe

Contact Person Name
Office Manager John Doe

Contact Person Location
Provider Office

Phone Number for P2P
(555) 555-5555

Phone Ext.
12345

Alternate Phone
(xxx) xxx-xxxx

Phone Ext.
Phone Ext.

Requesting Provider Email
droffice@internet.com

Contact Instructions
Select option 4, ask for Dr. Doe

Submit

Scheduling

Scheduled

Mon 5/18/20 - 6:30 pm EDT

SCHEDULED

Update the following fields to ensure the correct person is contacted for the Peer-to-Peer appointment:

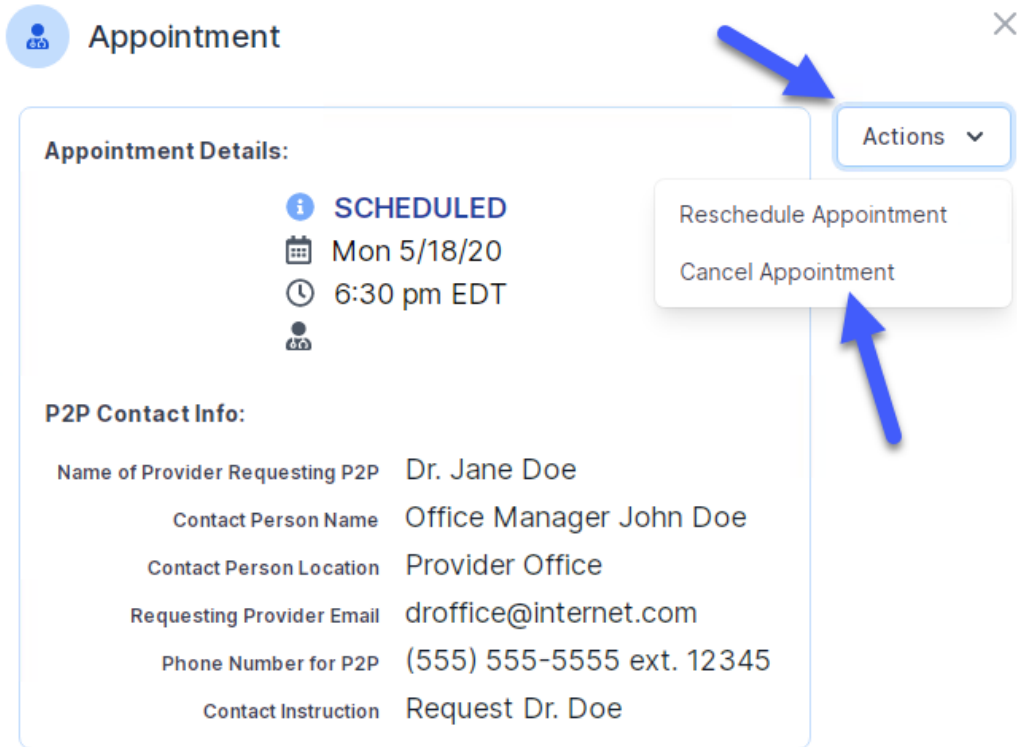
- Name of Provider Requesting P2P
- Phone Number for P2P
- Contact Instructions

Click **Submit** to schedule the appointment

You will be presented with a summary page containing the details of your scheduled appointment

Confirm contact details

+Provider Resources | Cancel or Reschedule a P2P Appointment



The screenshot shows a window titled "Appointment" with a close button (X) in the top right corner. The window is divided into two main sections: "Appointment Details" and "P2P Contact Info".

Appointment Details:

- Status: **SCHEDULED** (indicated by an 'i' icon)
- Date: **Mon 5/18/20** (indicated by a calendar icon)
- Time: **6:30 pm EDT** (indicated by a clock icon)

P2P Contact Info:

Name of Provider Requesting P2P	Dr. Jane Doe
Contact Person Name	Office Manager John Doe
Contact Person Location	Provider Office
Requesting Provider Email	droffice@internet.com
Phone Number for P2P	(555) 555-5555 ext. 12345
Contact Instruction	Request Dr. Doe

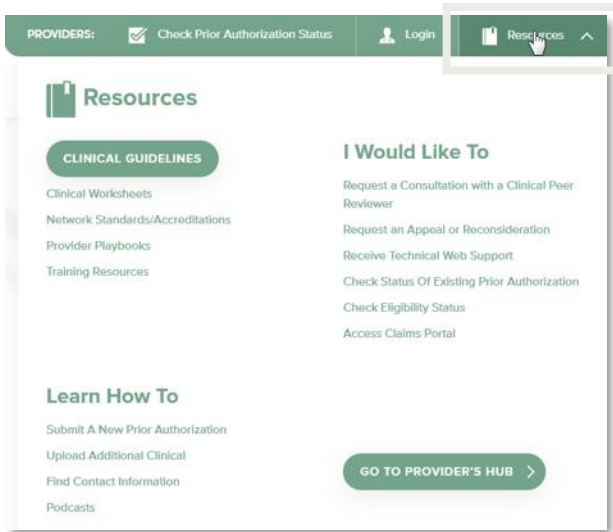
On the right side of the "Appointment Details" section, there is an "Actions" drop-down menu. A blue arrow points to this menu, and another blue arrow points to the "Cancel Appointment" option in the expanded menu. The "Reschedule Appointment" option is also visible in the menu.

To cancel or reschedule an appointment:

- Access the scheduling software and select **My P2P Requests** on the left-pane navigation
- Select the request you would like to modify from the list of available appointments
- When the request appears, click on the schedule link. An appointment window will open
- Click on the **Actions** drop-down and choose the appropriate action
 - **If choosing to reschedule**, select a new date or time as you did initially
 - **If choosing to cancel**, input a cancellation reason
- Close the browser once finished

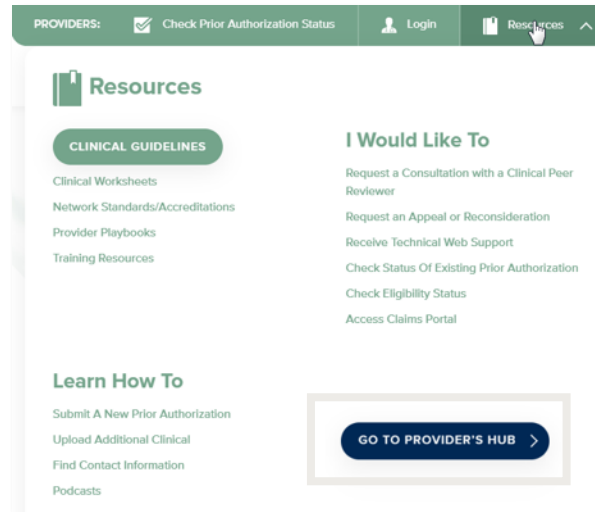
+Provider Resources | EviCore Provider's Hub

Providers and staff can access important tools and resources at EviCore.com



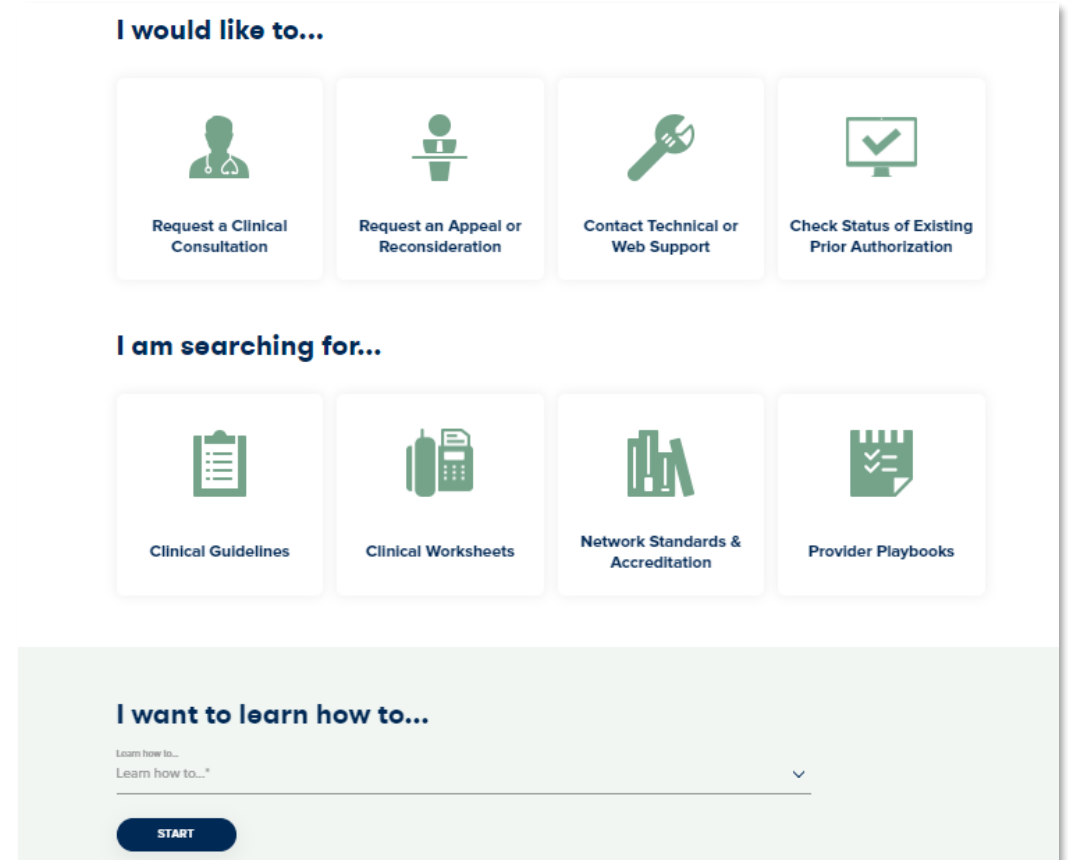
Step 1

Open the **Resources** menu in the top right of the browser



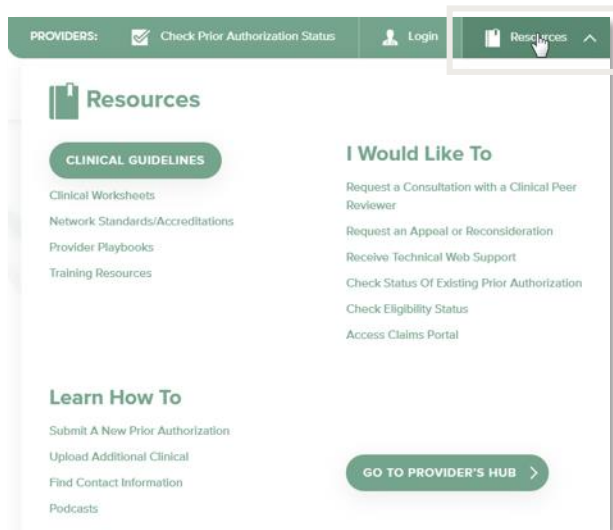
Step 2

Select **GO TO PROVIDERS HUB** to access clinical guidelines, schedule consultations (P2P), and more



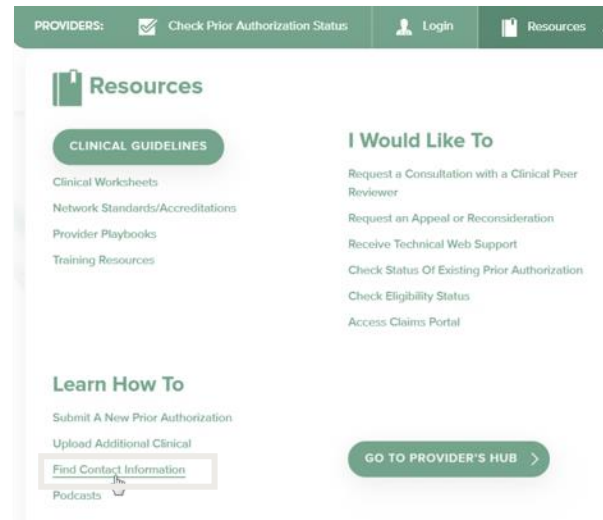
+Provider Resources | Quick Reference Tool

Where can I locate plan-specific contact information?



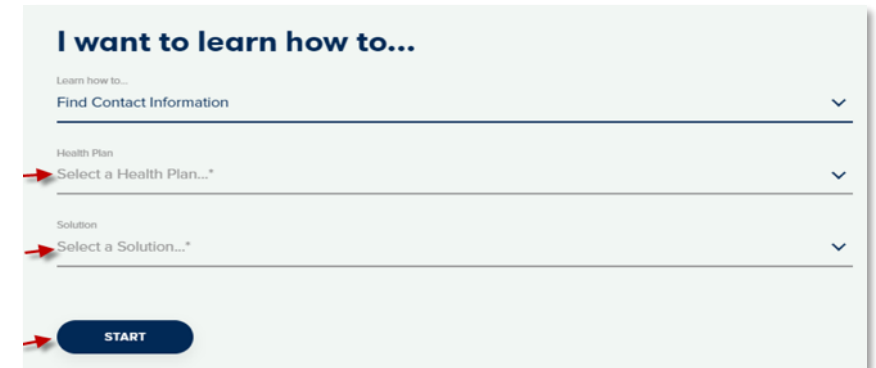
Step 1

Open the **Resources** menu in the top right of the browser



Step 2

Select **Find Contact Information**

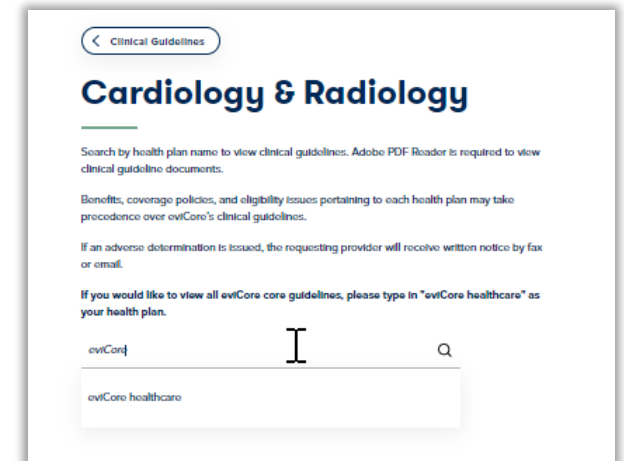
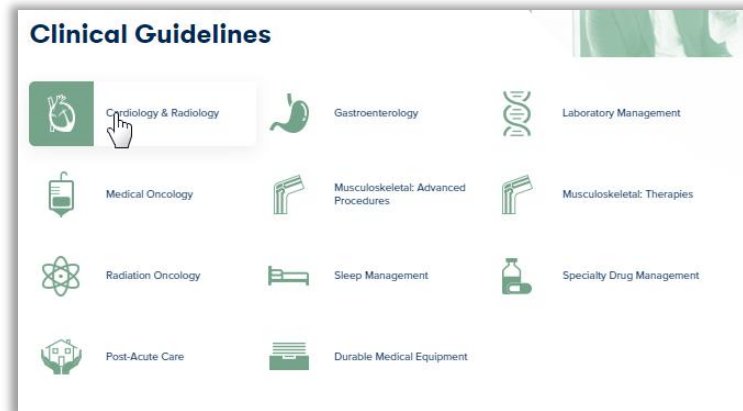
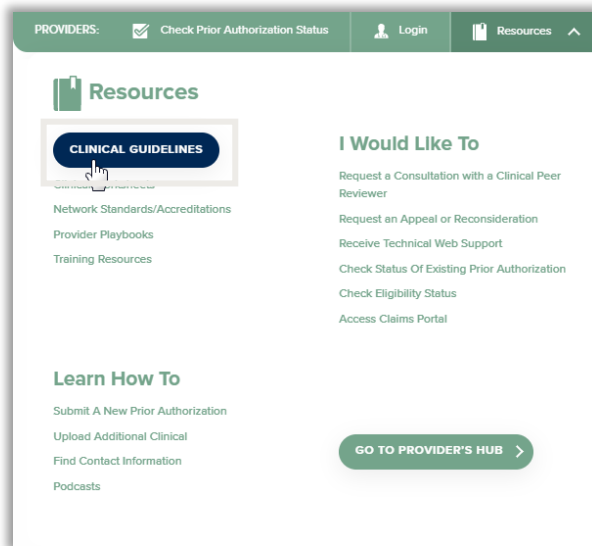


Step 3

- Use **Select a Health Plan** and **Select a Solution** to populate the contact phone and fax numbers
- This will also advise which portal to use for case requests

+Provider Resources | Clinical Guidelines

How do I access EviCore's clinical guidelines?



Step 1

- Open the **Resources** menu in the top right of the browser
- Select **Clinical Guidelines**

Step 2

Select the solution/program associated with the requested guidelines

Step 3

- Search by health plan name to view clinical guidelines
- If you would like to view all guidelines, type in "EviCore healthcare" as your health plan