

Chiropractic Management

Health Partners Plans

EviCore
By EVERNORTH



Health Partners Plans



Agenda

Program Overview
Chiropractic Management

Submitting Requests

**Prior Authorization Outcomes, Special Considerations
& Post-Decision Options**

EviCore Provider Portal

Provider Resources



Program Overview

Prior Authorization Services

Applicable Membership

- Medicaid

Prior authorization applies to the following services

- Outpatient
- Elective/Non-emergent

Prior authorization does NOT apply to services performed in

- Emergency Rooms
- Observation Services
- Inpatient Stays



It is the responsibility of the ordering provider to request prior authorization approval for services.

Evidence-Based Guidelines

The Foundation of Our Solutions



Contributions from a panel of community physicians



Experts associated with academic institutions



Current clinical literature

Aligned with National Societies

- American Academy of Neurology
- American Academy of Orthopedic Surgeons
- American Academy of Pediatrics
- American Academy of Sleep Medicine
- American Association of Child and Adolescent Psychiatrists
- American Association of Clinical Endocrinology
- American Association of Neurological Surgeons
- American College of Cardiology
- American College of Chest Physicians
- American College of Gastroenterology
- American College of Medical Genetics and Genomics
- American College of Obstetricians and Gynecologists
- American Massage Therapy Association
- American Occupational Therapy Association
- American Physical Therapy Association
- American Society of Acupuncturists
- American Society of Nuclear Cardiology
- American Speech–Language–Hearing Association
- American Thyroid Association
- American Urological Association
- Centers for Disease Control
- College of American Pathologists
- Endocrine Society
- Heart Rhythm Society
- National Comprehensive Cancer Network
- North American Spine Society
- The Society of Maternal-Fetal Medicine
- United States Food and Drug Administration
- United States Preventive Services Task Force

Submitting Requests

How to Request Prior Authorization

The EviCore Provider Portal is the easiest, most efficient way to request clinical reviews and check statuses.

- **Save time:** Quicker process than requests by phone or fax.
- **Available 24/7.**
- **Save your progress:** If you need to step away, you can save your progress and resume later.
- **Upload additional clinical information:** No need to fax supporting clinical documentation, it can be uploaded on the portal.
- **View and print determination information:** Check case status in real time.
- **Dashboard:** View all recently submitted cases.
- **E-notification:** Opt to receive email notifications when there is a change to case status.
- **Duplication feature:** If you are submitting more than one request, you can duplicate information to expedite submissions.

To access the EviCore Provider Portal, visit [EviCore.com/provider](https://www.evicore.com/provider)



Phone: 888-444-6178
Monday – Friday
7AM – 7PM (local time)

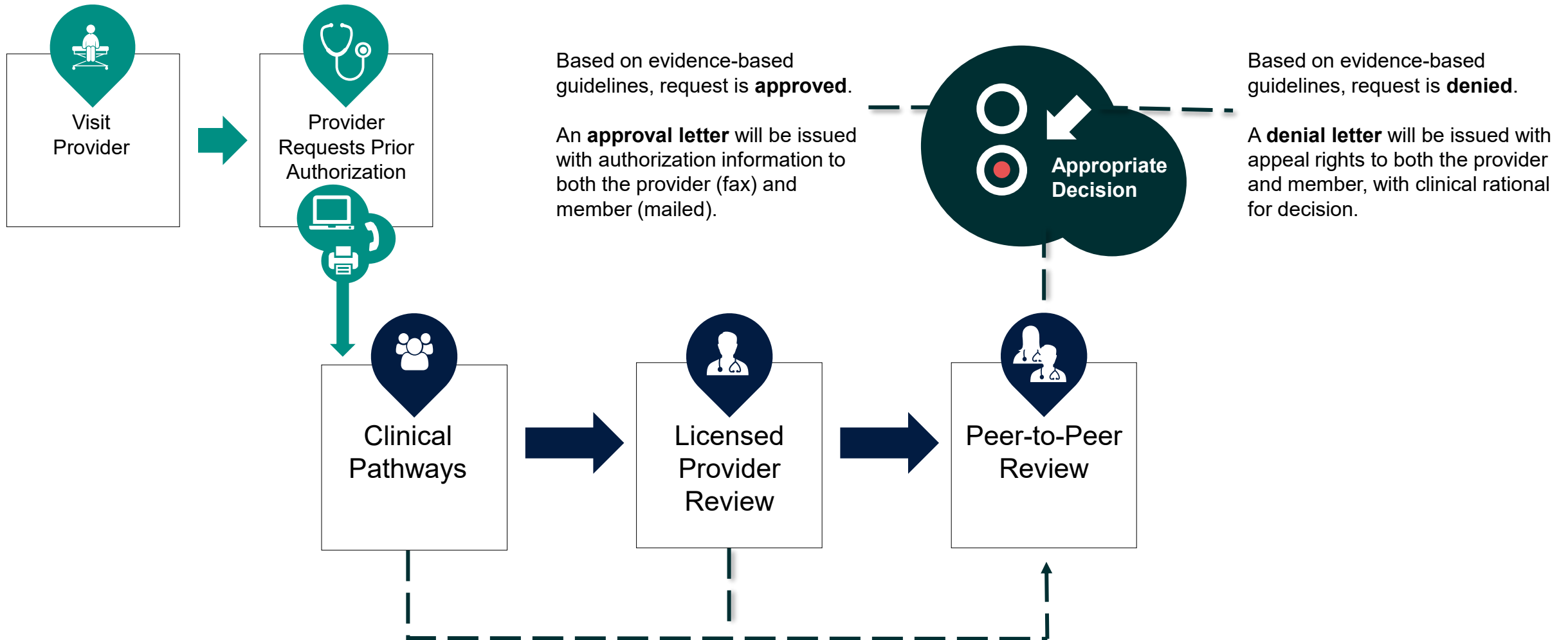
Fax: 855-774-1319

Chiropractic Management | Summary of Portal Benefits


- ✓ Elimination of pre-set waivers
- ✓ Increased provider satisfaction
- ✓ Reduced administrative burden for providers
- ✓ Increased opportunity for real-time decisions
- ✓ Expanded, member-focused decisions
- ✓ Decreased case review turn-around-times.
- ✓ Patients able to receive the right amount of care in a timely manner.



Prior Authorization Process



Information Required for Request



Clinical information needed for requests:

- Patient's subjective complaints, objective examination findings, and quantified measures of function.
- Baseline clinical information from the initial evaluation.
- Current clinical information from follow-up visit.
- Provider's impression of the member's response to treatment (follow-up visits).
- Information from patient-reported functional outcome measures, progress notes, and/or clinical worksheets.
- Complexities that will impact the therapy plan of care.


Prior Authorization Process | Clinical Information

Clinical Information – What EviCore needs and why we need it:


- Clinical information is required to determine whether the services requested are medically necessary.
- Use clinical worksheets located at EviCore.com as a guide to determine what clinical information is required.
 - The **clinical worksheets** are specific to conditions and designed to assist with the submission of the patient and provider information for medical necessity review.
 - Worksheets should be used as a guide for questions the provider will be prompted to answer when completing the online requests.
 - These worksheets should be completed by the provider during the initial consultation/evaluation and treatment planning, collecting the clinical information to allow for ease of submission.
 - Chiropractic, physical therapy, and occupational therapy requests have the ability for a real time decision for the first **two (2)** requests for an episode of care.
- Be prepared to provide patient-reported functional outcome measures with your submission (for example: ODI, NDI, DASH/QuickDASH, LEFS).
- Clinical information should be current – typically something collected within **14 days** prior of the request.
- **Missing or incomplete clinical information will delay case processing.**

Link to Clinical Worksheets | Chiropractic Services



Start at EviCore.com, click on **Resources**.



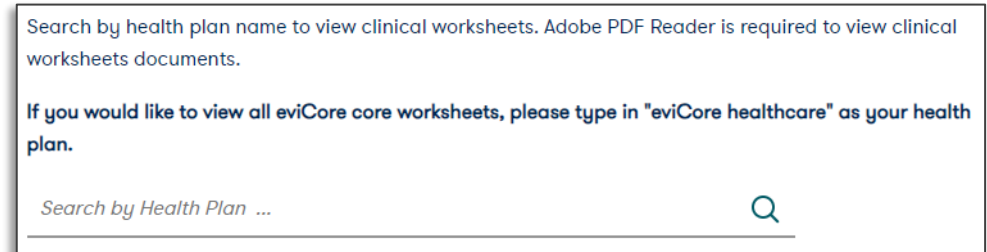
From the Resources dropdown, select **Clinical Worksheets**.





Select Musculoskeletal: **Therapies**.



Enter **Health Plan** name in the search field.



The Chiropractic **worksheets** will be listed under the **Chiropractic** header.



Prior Authorization Process

Clinical Pathway

- Simplified approach to clinical collection attempting to reduce administrative efforts for providers.
- Improves the ability to receive a real time decision when submitting a request via the web or phone.
- “Gets out of the way” of providers who are practicing efficiently and effectively.
- Adds quality measures via inclusion of patient reported functional outcomes.
- Uses data collected over the years from claims data (managed and unmanaged) to set the average number of visits for a condition.
- Acknowledges complexities that may require a greater frequency or intensity of care.
- Allows providers to provide additional information for cases that are not “average.”

Prior Authorization Process

Pathway Questions

- Questions are included in the pathway to help EviCore create a case correctly.
- For example, you may be asked questions about the site (location) of the service.
 - Reason – Prior authorization may not be required for some sites of service.
 - Example – Emergency Department, Inpatient Services.
- Is the care requested following a mastectomy?
 - Should present only when the request is for a cervical or upper extremity condition.
 - Presents for both males and females since mastectomy applies to both.
 - There is a federal mandate related to post-mastectomy care.

Prior Authorization Process

Medical Necessity

- There must be high-quality research supporting chiropractic treatment as a specific and effective treatment for the patient's condition.
- The condition is expected to improve significantly in a reasonable and generally predictable period of time. Treatment duration should **not** be ongoing without end.
- The amount, frequency, and length of the services must be reasonable under accepted standards of practice.
 - For these purposes, “generally accepted standards of practice” means standards that are based on credible evidence published in peer-reviewed literature or specialty society recommendations.
- The medical benefit is designed to allow treatment to return the patient to essential activities of daily living.
 - It was **not** designed to allow continued treatment to return to recreational or athletic activities.
 - It was **not** designed to cover chiropractic for the purpose of improving or maintaining general fitness.

You can view the chiropractic guidelines at <https://www.EviCore.com/provider/clinical-guidelines>

Prior Authorization Process

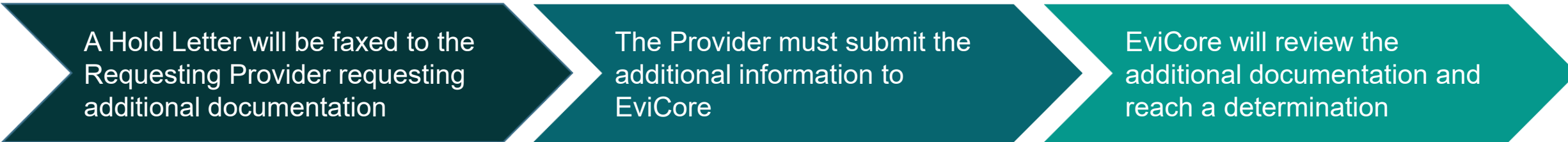
Requesting Authorization

- For the initial visit:
 - Evaluation codes do **not** require prior authorization.
 - If treatment is provided during the evaluation visit, please submit the authorization request within **7 calendar days** of the requested start date.
- If ongoing care is needed:
 - Prior authorization is required for care beyond the initial visit.
 - You may submit your request as early as **7 calendar days** prior to the requested start date.
 - This allows time for the request to be reviewed and prevents a gap in care.
 - Remember to provide complete, current clinical information, including patient reported functional outcome measures.

Insufficient Clinical | Additional Documentation Needed

Additional Documentation to Support Medical Necessity

If during case build all required pieces of documentation are not received, or are insufficient for EviCore to reach a determination, the following will occur:



The hold notification will inform the provider about what clinical information is needed as well as the **date by which it is needed**.

Requested information must be received within the timeframe as specified in the hold letter or EviCore will render a determination based on the original submission.

Determination notifications will be sent.

Tips to Improve Efficiency

Medical Necessity and Patient-Focused Care

The member's needs determine medical necessity.

- The member's clinical presentation and specific needs are the primary factors considered when determining medical necessity.
- The provider's prescription for treatment frequency and duration does not demonstrate medical necessity.

Review medical necessity regularly.

- The member's response to care should be evaluated each visit to allow modification of the treatment plan based on the member's current status.
- Complete a review of continuing medical necessity at least every **30 days**. This allows you to assess how the member is responding to treatment.
- Clinical documentation should include the member's response to care, functional improvement, and remaining functional deficits.
- Consider whether the skills of a provider are still necessary and, if it is, identify the specific interventions that require that skill.

Tips to Improve Efficiency

Scheduling Visits

Members have different needs.

- Evaluate and determine each member's specific needs. Members with the same or similar diagnoses have different needs based on their own circumstances. Avoid following “cookbook” protocols.

Once or twice a week may work.

- Many members do not need treatment three times a week. Members may be seen once or twice a week as they work toward their goals following their comprehensive home program.

Let progress determine frequency.

- Do not schedule an entire series of visits at a set frequency. Instead, determine the date of the member's next visit based on the member's progress after each visit. Set goals for the member's next visit during each treatment appointment.

Decrease frequency during strengthening and stretching phase.

- Strengthening and stretching take time. After instructing the member in a strengthening and/or flexibility home program, allow time for the member to work on the exercises. The intensity of care should be decreased during this phase. Often the member needs to be seen only once or twice a week to update the home program.

Prior Authorization Process | Important Concepts

Authorization decisions include:

- **Visits** - These represent the total number of visits that can be billed over the approved period.
- **Units*** - These represent the total number of CPT codes that can be billed over the approved period.
- **Approved Time Period**
 - **Example** - 4 visits, 16 units
 - **Units example** - $(98940 + 98943) \times 4 = 4 \text{ visits, } 8 \text{ units}$

Tip!!! Spread the units over the approved period to prevent a gap in care.

**Dependent upon health plan.*

Prior Authorization Process | Important Concepts

Treating Multiple Conditions

- If you are treating multiple conditions within the same period, there is no need to request authorization for treatment for each condition.
- The authorization covers all conditions treated within the same period of time.
- If you are treating more than 1 condition, advise EviCore to ensure adequate care is approved.
 - When submitting by the web, you will be asked if you are treating a second condition.
 - Answer “Yes,” then report information specific to the second condition.
 - When requesting authorization over the phone, inform the agent that you are requesting authorization for two conditions.
 - If submitting by fax, include all conditions on the clinical worksheet.

Prior Authorization Process | Important Concepts

Duplicate Care

- EviCore will approve care by two different providers within the same period only when it is medically necessary.
- If the condition being treated is the same and the member has not discontinued care with their original provider, the request for duplicate care may be denied.

Prior Authorization Process | Important Concepts

Date extensions are available if you are unable to use all visits within the approved period.

- Extend for the period that is needed up to a maximum of **30 days**.
- The extension must be requested prior to the expiration of the authorization.

Extensions can be requested by the following methods:

- By phone at **888-444-6178**
- Online at www.EviCore.com

Attention!

Physical Therapy, Occupational Therapy, Speech Therapy, Massage Therapy, Chiropractic Care, and Acupuncture services are eligible for case duplication and date extensions. Are you requesting one of these services?

Date Extension

Continuing Care

Continue to Build a New Case

Requests for Spine Surgery, Joint Replacement, Arthroscopy, and Pain Management, please select "Continue to Build a New Case"


Prior Authorization Process

Submitting an initial request via EviCore's Provider Portal

- Submit your request within **7 days** of the requested start date.
- Start date for the request should be the date you want the authorization to begin.

Submitting for continued care via EviCore's Provider Portal

- You may submit your request as early as **7 days** prior to the requested start date.
- Remember to provide complete, current clinical information.
- Note: Requests with a start date of > than 7 days in the future will not be accepted. If the member is away from treatment, reassess the condition once treatment has resumed. This allows you to provide current information to allow EviCore to determine medical necessity of ongoing care.



Prior Authorization Outcomes, Special Considerations & Post-Decision Options

Prior Authorization Outcomes

Determination Outcomes:

- **Approved Requests:** Authorizations are valid for up to **60 calendar days** from the date of approval.
- **Partially Approved Requests:** In instances where multiple CPT codes, visits, or units are requested, some may be approved and some denied. In these instances, the determination letter will specify what has been approved as well as post decision options for denied codes, including denied Site of Care (if applicable).
- **Denied Requests:** Based on evidence-based guidelines, if a request is determined as inappropriate, then a notification with the rationale for the decision and post decision/ appeal rights will be issued.

Notifications:

- Authorization letters will be faxed to the ordering provider.
- Web initiated cases will receive e-notifications when a user opts to receive.
- Members will receive a letter by mail.
- Approval information can be printed on demand from the EviCore portal: www.EviCore.com

Special Circumstances

Authorization Update

- If updates are needed on an existing authorization, you can contact EviCore by phone at **888-444-6178**.
- While EviCore needs to know if changes are made to the approved request, any change could result in the need for a separate clinical review and require a new request (and the original approved request would need to be withdrawn).
- If the authorization is not updated, it may result in a claim denial.



Post-Decision Options | Medicaid Members

My case has been denied. What's next?

- Your determination letter is the best immediate source of information to assess what options exist on a case that has been denied.
- You may also call EviCore at **888-444-6178** to speak with an agent who can provide available option(s) and instruction on how to proceed.
- Alternatively, select “All Post Decisions” under the authorization lookup function on **EviCore.com** to see available options.



Reconsiderations

- Reconsiderations can be requested in writing or verbally via a Clinical Consultation with an EviCore physician.
- Please refer to the determination letter for instructions.

Appeals

- EviCore **will not** process first-level appeals.
- Please refer to the determination letter for appeal options.

Special Circumstances

Retrospective (Retro) Authorization Requests

- Must be submitted within **180 calendar days** from the date of services.
- Reviewed for clinical urgency and medical necessity.
- When authorized, the start date will be the submitted date of service.
- Clinical submitted for retrospective review should include:
 - The requested number of visits and date range.
 - Information from patient-reported functional outcome measures, progress notes, and/or clinical worksheets.

Urgent Prior Authorization Requests

- EviCore uses the NCQA/URAC definition of **urgent**: when a delay in decision-making may seriously jeopardize the life or health of the member.
- Can be initiated on provider portal or by phone.
- Urgent cases are typically reviewed within 24 to 72 hours.

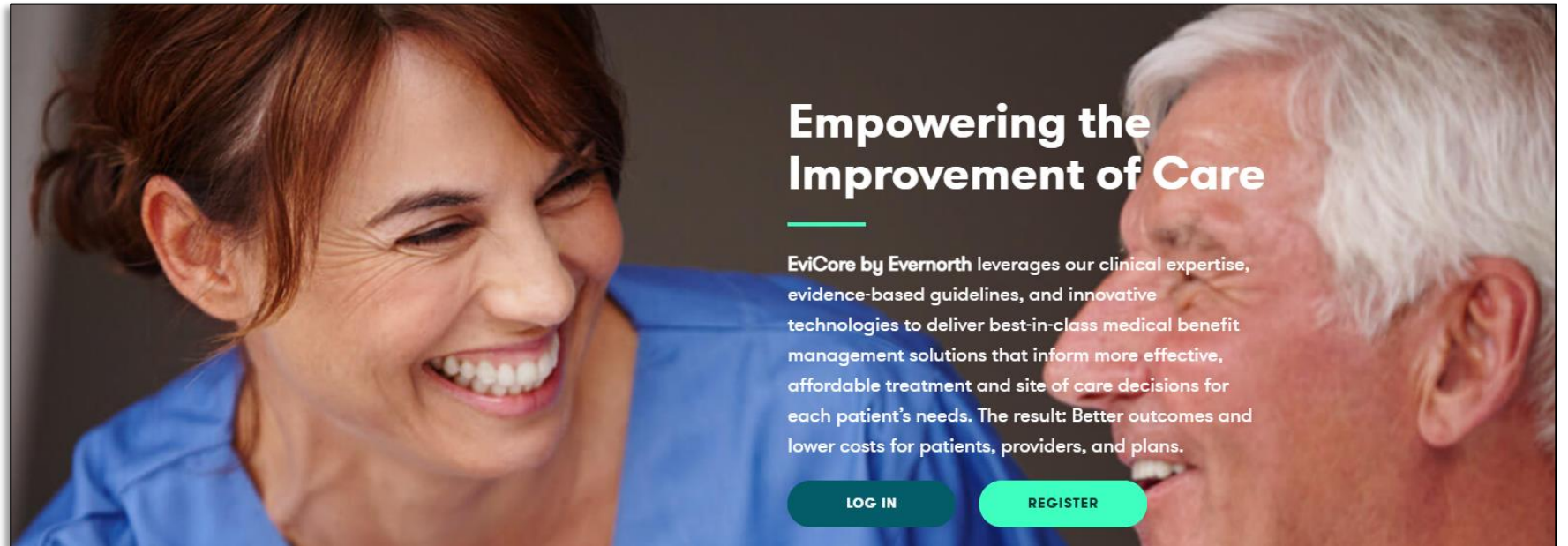


Provider Portal Overview

EviCore Provider Portal | Access and Compatibility

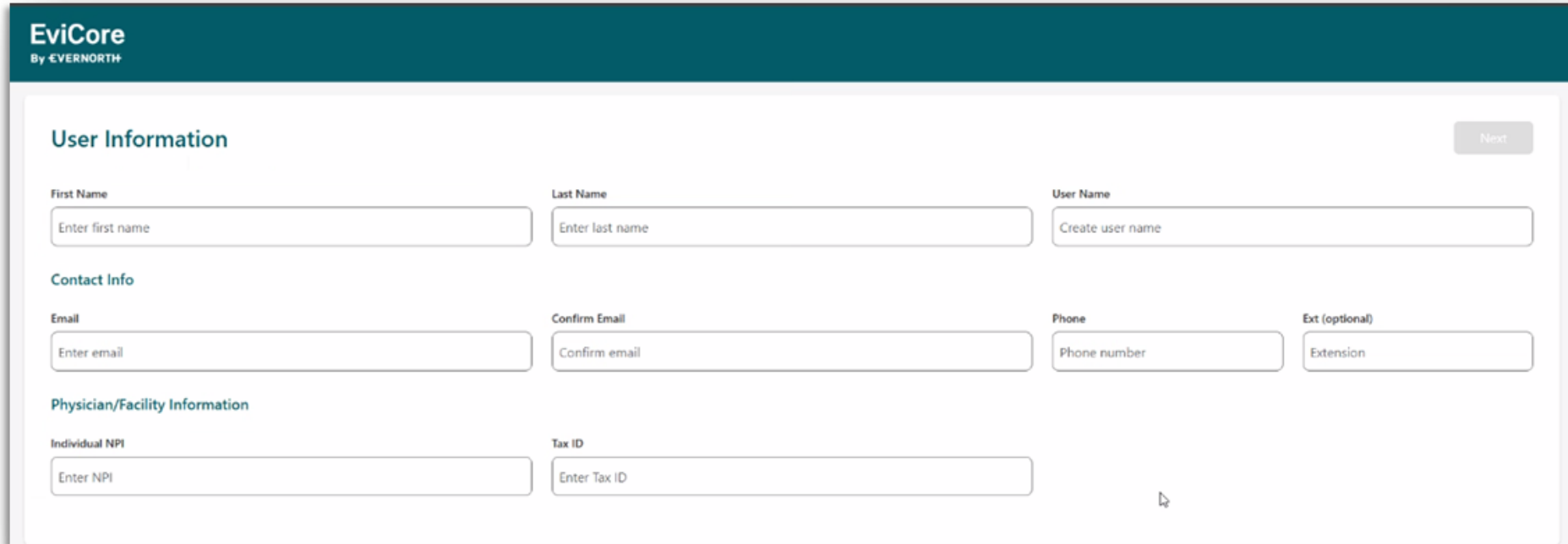
Most providers are already saving time submitting clinical review requests online vs. telephone.

- To access resources on the EviCore Provider Portal, visit EviCore.com
- Already a user? **Log in** with User ID & Password.
- Don't have an account? Click **Register Now**.



EviCore's website is compatible with **all web browsers**. If you experience issues, you may need to **disable pop-up blockers** to access the site.

Creating an EviCore Provider Portal Account



The screenshot shows the EviCore registration form with the following sections and fields:

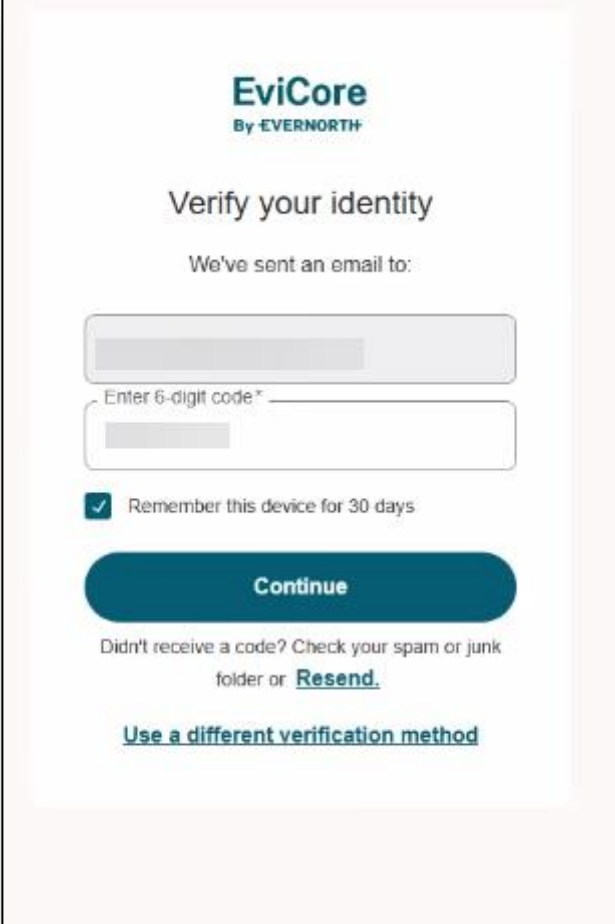
- EviCore By EVERNORTH** (Header)
- User Information** (Section header) with a "Next" button in the top right corner.
 - First Name: Enter first name
 - Last Name: Enter last name
 - User Name: Create user name
- Contact Info** (Section header)
 - Email: Enter email
 - Confirm Email: Confirm email
 - Phone: Phone number
 - Ext (optional): Extension
- Physician/Facility Information** (Section header)
 - Individual NPI: Enter NPI
 - Tax ID: Enter Tax ID

- Complete the User Information section in full and **Submit Registration**.
- You will immediately be sent an email with a link to verify your account and create a password. Once you have created a password, you will be redirected to the login page.

Setting Up Multi-Factor Authentication (MFA)

To safeguard your patients' private health information (PHI), we have implemented a multi-factor authentication (MFA) process.

- After you log in, you will be prompted to register your device for MFA.
- Choose which authentication method you prefer: Email or SMS. Then, **enter your email address or mobile phone number.**
- Once you select **Send PIN**, a 6-digit pin will be generated and sent to your chosen device.
- After entering the provided PIN in the portal display, you will successfully be authenticated and logged in.



The screenshot shows a mobile application interface for EviCore, a subsidiary of Evernorth. At the top, the EviCore logo is displayed with 'By EVERNORTH' underneath. The main heading is 'Verify your identity'. Below this, it says 'We've sent an email to:' followed by a blurred email address. There are two input fields: the first is for the email address, and the second is for a 6-digit code, with the label 'Enter 6-digit code*'. A checkbox labeled 'Remember this device for 30 days' is checked. A large teal 'Continue' button is positioned below the input fields. At the bottom, there is a link that says 'Didn't receive a code? Check your spam or junk folder or [Resend.](#)' and another link below it that says '[Use a different verification method](#)'.

Portal Access

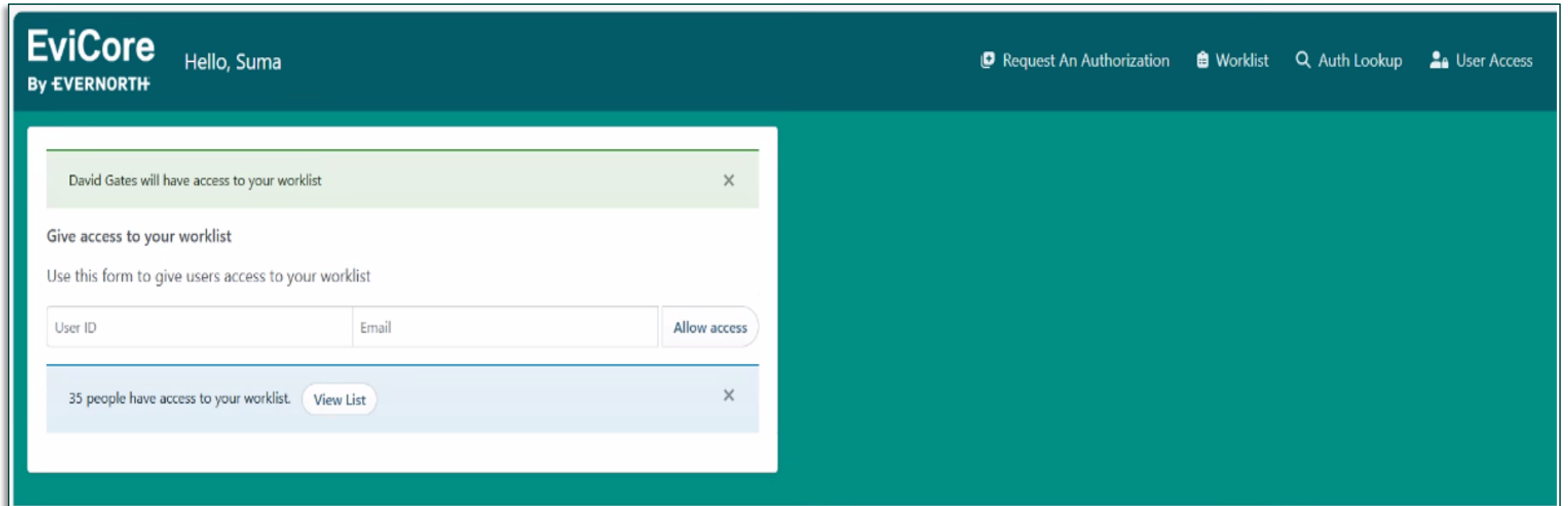
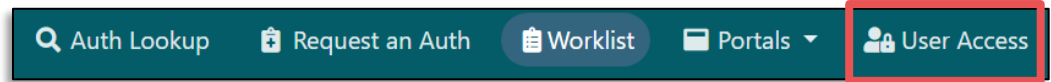
- Access EviCore's provider portal at www.EviCore.com.
- If you do not already have a user account, click **Register Now** and complete the online registration form. Follow the instructions to create your password and set up multi-factor authentication (MFA).
- Login using your new or existing login credentials.
- You will now land on your Unified Worklist where you can conduct an **Authorization Lookup**, **Request an Authorization**, manage your cases via your **Worklist**, and share your worklist with other users via **User Access**.
- You can also go directly to the portal to build your request and/or manage your cases.

The screenshot displays the EviCore provider portal interface. At the top left, the EviCore logo is shown with the tagline 'By EVERNORTH'. To the right of the logo, a greeting 'Hello, [blacked out]' is visible. The top navigation bar includes several menu items: 'Authorization Lookup', 'Request An Authorization', 'Worklist', 'Portals', 'Help / Contact', and 'User Access'. Below the navigation bar, the main content area is titled 'My Worklist'. Under this title, there are tabs for 'Pending', 'Approved', 'Partially Approved', 'Denied', 'Cancelled', and 'All Statuses'. A search bar is located below the tabs, with the placeholder text 'Start typing to search...'. Below the search bar is a table with the following columns: Request ID, Authorization ID, Patient, Status, Submitted, End Date, Procedure, Ordering Provider, Site of Service, and Insurer.

Need more info on UPX? Visit www.eviCore.com/provider → Video Resources for self-service training or click **Register Now to join a session.**

Provider Shared Worklist

To allow others to view your worklist while you are out of the office, you can add them by selecting **User Access** and add their user ID and email address. They must have an EviCore account to be added.



Need more info on UPX? Visit www.eviCore.com/provider → Video Resources for self-service training or click **Register Now** to join a session.

EviCore Provider Portal | Add Providers



Providers will need to be added to your account prior to case submission.

- Click the **Add Provider** tab to add provider information.
- Select **Add Provider**.
- Enter the NPI, state, and zip code to search for the provider.
- Select the matching record based upon your search criteria.
- Once you have selected a practitioner, your registration will be complete.
- You can also click **Add Another Practitioner** to add another provider to your account.
- You can access the **Manage Your Account** at any time to make any necessary updates or changes.

Manage Your Account

Office Name:
Address:

Primary Contact:
Email Address:

ADD PROVIDER

Click Column Headings to Sort

No providers on file

CANCEL

Add Practitioner

Enter Practitioner information and find matches.
*If registering as rendering genetic testing Lab site, enter Lab Billing NPI, State and Zip

Practitioner NPI

Practitioner State

Practitioner Zip

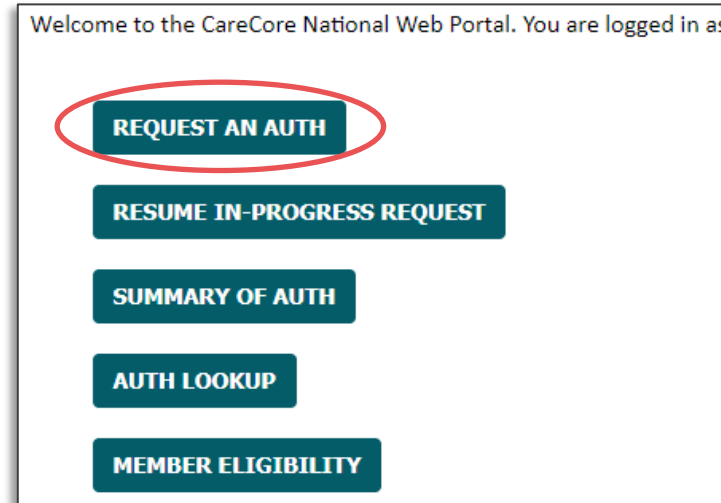
FIND MATCHES **CANCEL**

Initiating a Case

Initiating a Case



- To initiate a prior authorization request via the EviCore portal, select **Request an Auth** or **Clinical Certification**.



Select Program

Home	Certification Summary	Authorization Lookup	Eligibility Lookup	Clinical Certification	Certification Requests In Progress	MSM Practitioner Perf. Summary Portal	Resources	Add Provider	MedSolutions Portal	Unified Dashboard	Help / Contact Us
------	-----------------------	----------------------	--------------------	------------------------	------------------------------------	---------------------------------------	-----------	--------------	---------------------	-------------------	-------------------

Request an Authorization

To begin, please select a program below:

- Durable Medical Equipment(DME)
- EviCore Medical Oncology Pathways
- Gastroenterology
- Gene Therapy
- Home Health
- Lab Management Program
- Medical Specialty Drugs
- Musculoskeletal Management
- Pharmacy Drugs (Express Scripts Coverage)
- Radiation Therapy Management Program (RTMP)
- Radiology and Cardiology/Vascular Intervention
- Sleep Management

CONTINUE

[Click here for help](#)

Attention!

Physical Therapy, Occupational Therapy, Speech Therapy, Massage Therapy, Chiropractic Care, and Acupuncture services are eligible for case duplication and date extensions. Are you requesting one of these services?

Date Extension

Continuing Care

Continue to Build a New Case

Requests for Spine Surgery, Joint Replacement, Arthroscopy, and Pain Management, please select "Continue to Build a New Case"

Always select "Build a New Case" for the 1st authorization request from EviCore.

- Select the **Program** for your certification.

EviCore

By EVERNORTH

Clinical Certification Request | Search and Select Provider

Home	Certification Summary	Authorization Lookup	Eligibility Lookup	Clinical Certification	Certification Requests In Progress	MSM Practitioner Perf. Summary Portal	Resources	Add Provider	MedSolutions Portal	Unified Dashboard	Help / Contact Us
------	-----------------------	----------------------	--------------------	------------------------	------------------------------------	---------------------------------------	-----------	--------------	---------------------	-------------------	-------------------

Requesting Provider Information

Select the ordering provider for this authorization request.

Filter Last Name or NPI:

SEARCH

CLEAR SEARCH

	Provider
SELECT	

If the provider's NPI is not listed above, please use the search feature below to add a new provider and continue with case build.

Search By NPI:

SEARCH

BACK

CONTINUE

[Click here for help](#)

- Search for and select the **Provider/Group** for whom you want to build a case. This is the list of providers you added to your account.
- If the **Provider/Group** is not on your list of providers added to your account, you can now **Search by NPI**.

Clinical Certification Request | Search and Select Provider



Requesting Provider Information

Select the ordering provider for this authorization request.

Filter Last Name or NPI:

SEARCH **CLEAR SEARCH**

Provider
SELECT

If the provider's NPI is not listed above, please use the search feature below to add a new provider and continue with case build.

Search By NPI: **SEARCH**

	Practitioner Name	NPI	Address	City	State	ZipCode	Phone	Fax
SELECT								

BACK **CONTINUE**

[Click here for help](#)

- Once the provider is found by searching **NPI**, the line will turn gray to indicate they are selected.

Attention!

Do you want to add this NPI () to your account for future requests ?

YES **NO**

By choosing **YES**, the practitioner will be added to the provider list in your account.

Clinical Certification Request | Select Health Plan

Home	Certification Summary	Authorization Lookup	Eligibility Lookup	Clinical Certification	Certification Requests In Progress	MSM Practitioner Perf. Summary Portal	Resources	Add Provider	MedSolutions Portal	Unified Dashboard	Help / Contact Us
------	-----------------------	----------------------	--------------------	------------------------	------------------------------------	---------------------------------------	-----------	--------------	---------------------	-------------------	-------------------

Choose Your Insurer

Requesting Provider:

Please select the insurer for this authorization request.

Please Select a Health Plan ▼

BACK

CONTINUE

[Click here for help](#)

- Choose the appropriate **health plan** for the request.
- Another drop down will appear to select the appropriate address for the **provider**.
- Click **CONTINUE**.

Clinical Certification Request | Enter Contact Information

Home	Certification Summary	Authorization Lookup	Eligibility Lookup	Clinical Certification	Certification Requests In Progress	MSM Practitioner Perf. Summary Portal	Resources	Add Provider	MedSolutions Portal	Unified Dashboard	Help / Contact Us
------	-----------------------	----------------------	--------------------	------------------------	------------------------------------	---------------------------------------	-----------	--------------	---------------------	-------------------	-------------------

Add Your Contact Info

Provider's Name:* [?]

Who to Contact:* [?]

Fax:* [?]

Phone:* [?]

Ext.: [?]

Cell Phone:

Email:

Receive notification of case status changes. Please enter email address in box above.

Please review the fax and phone numbers presented for accuracy. Change as necessary and click "Confirm Fax and Continue" to confirm they are correct. Changes apply only to this specific request. If you wish the change to be permanent, please contact the Health Plan.

[Click here for help](#)

[BACK](#) [CONFIRM FAX AND CONTINUE](#)

- Enter/edit the **provider's name** and appropriate information for the point of contact.
- Practitioner name, fax, and phone will pre-populate; edit as necessary.


The e-notification box is checked by default to enable email notices for any updates on case status changes. Make sure to uncheck this box if you prefer to receive faxed notices.

Expected Treatment Date

Home	Certification Summary	Authorization Lookup	Eligibility Lookup	Clinical Certification	Certification Requests In Progress	MSM Practitioner Perf. Summary Portal	Resources	Add Provider	MedSolutions Portal	Unified Dashboard	Help / Contact Us
------	-----------------------	----------------------	--------------------	------------------------	------------------------------------	---------------------------------------	-----------	--------------	---------------------	-------------------	-------------------

Attention!

i What is the expected procedure date or treatment start date for this request? (MM/DD/20YY)



If the Date of Service is unknown, please enter today's date.

SUBMIT

Note: Prior authorization from EviCore should begin after the member has used their initial visits for **INSERT HEALTH PLAN IF APPLICABLE.**

Clinical Certification Request | Enter Member Information

Home	Certification Summary	Authorization Lookup	Eligibility Lookup	Clinical Certification	Certification Requests In Progress	MSM Practitioner Perf. Summary Portal	Resources	Add Provider	MedSolutions Portal	Unified Dashboard	Help / Contact Us
----------------------	---------------------------------------	--------------------------------------	------------------------------------	--	--	---	---------------------------	------------------------------	-------------------------------------	-----------------------------------	-----------------------------------

Patient Eligibility Lookup

Patient ID:*

Date Of Birth:* MM/DD/YYYY

Patient Last Name Only:* [?]

When entering patient details, please review and confirm the spelling of the patient's name. Verify accuracy of the patient's ID and date of birth.

ELIGIBILITY LOOKUP

BACK

[Click here for help](#)

- Enter **member information**, including patient ID number, date of birth, and last name.
- Click **ELIGIBILITY LOOKUP**.

Search Results

	Patient ID	Member Code	Name	DOB	Gender	Address
SELECT						

BACK

[Click here for help](#)

- Confirm the patient's information and click **SELECT** to continue.

Clinical Certification Request | Procedure and Diagnosis Codes

Home	Certification Summary	Authorization Lookup	Eligibility Lookup	Clinical Certification	Certification Requests In Progress	MSM Practitioner Perf. Summary Portal	Resources	Add Provider	MedSolutions Portal	Unified Dashboard	Help / Contact Us
------	-----------------------	----------------------	--------------------	------------------------	------------------------------------	---------------------------------------	-----------	--------------	---------------------	-------------------	-------------------

Requested Service + Diagnosis

This procedure will be performed on 5/4/2024. [CHANGE](#)

Musculoskeletal Management Procedures

Select a Procedure by CPT Code[?] or Description[?]

CHIRO CHIROPRACTIC

Don't see your procedure code or type of service? [Click here](#)

Additional Procedure codes will be collected/presented during the clinical questionnaire

Diagnosis

Primary Diagnosis Code: **M25.50**
Description: **Pain in unspecified joint**
[Change Primary Diagnosis](#)

Select a Secondary Diagnosis Code (Lookup by Code or Description)
Secondary diagnosis is optional for Musculoskeletal Management

[LOOKUP](#)

[BACK](#) [CONTINUE](#)

- Enter **CHIRO** for Chiropractic.
- Add diagnosis code(s).

Clinical Certification Request | Verify Service Selection

Home	Certification Summary	Authorization Lookup	Eligibility Lookup	Clinical Certification	Certification Requests In Progress	MSM Practitioner Perf. Summary Portal	Resources	Add Provider	MedSolutions Portal	Unified Dashboard	Help / Contact Us
------	-----------------------	----------------------	--------------------	------------------------	------------------------------------	---------------------------------------	-----------	--------------	---------------------	-------------------	-------------------

Attention!

Patient ID:

Patient Name:

Please review the patient's MSM history. You may be asked about this history during clinical review.

MSM History

Episode Date	Episode ID	Patient Name	CPT Code	CPT Description	Case Status

[Print this page](#)

- Review the patient's history before proceeding to site selection.
- **Note:** Place of service can vary depending on health plan rules.

Attention!

Will the procedure be performed in your office?

Clinical Certification Request | Site Selection

Home	Certification Summary	Authorization Lookup	Eligibility Lookup	Clinical Certification	Certification Requests In Progress	MSM Practitioner Perf. Summary Portal	Resources	Add Provider	MedSolutions Portal	Unified Dashboard	Help / Contact Us
------	-----------------------	----------------------	--------------------	------------------------	------------------------------------	---------------------------------------	-----------	--------------	---------------------	-------------------	-------------------

Add Site of Service

Specific Site Search

Use the fields below to search for specific sites. For best results, search by NPI or TIN. Other search options are by name plus zip or name plus city. You may search a partial site name by entering some portion of the name and we will provide you the site names that most closely match your entry.

NPI:	<input type="text"/>	Zip Code:	<input type="text"/>	Site Name:	<input type="text"/>
TIN:	<input type="text"/>	City:	<input type="text"/>	<input type="radio"/> Exact match	
				<input checked="" type="radio"/> Starts with	

LOOKUP SITE

- Search for the **site of service** where the procedure will be performed (for best results, search with NPI, TIN, **or** zip code).
- **Select** the specific site where the procedure will be performed.

Clinical Certification Request | Clinical Certification

Home	Certification Summary	Authorization Lookup	Eligibility Lookup	Clinical Certification	Certification Requests In Progress	MSM Practitioner Perf. Summary Portal	Resources	Add Provider	MedSolutions Portal	Unified Dashboard	Help / Contact Us
------	-----------------------	----------------------	--------------------	------------------------	------------------------------------	---------------------------------------	-----------	--------------	---------------------	-------------------	-------------------

Proceed to Clinical Information

You are about to enter the clinical information collection phase of the authorization process.

Once you have clicked "**CONFIRM AND CONTINUE**," you will not be able to edit the Provider, Patient, or Service information entered in the previous steps. Please be sure that all this data has been entered correctly before continuing.

In order to ensure prompt attention to your online request, be sure to complete the clinical review before exiting the system. Even if you will be submitting additional information at a later time, please continue through the final summary page. Failure to formally submit your full request will cause the record to expire with no additional correspondence from eviCore.

I acknowledge that the clinical information I am about to submit for this authorization request is accurate and specific to this member, and that all information will be provided for this request.

BACK

CONFIRM AND CONTINUE

- Verify that all information is entered and correct.
- Check the acknowledgement statement.
- Once you enter the clinical collection phase of the process, the answers to the clinical questions will not save unless the case is completed.
- **You will not have the opportunity to make changes after this point.**

Clinical Certification Request | Standard or Urgent Request

Home	Certification Summary	Authorization Lookup	Eligibility Lookup	Clinical Certification	Certification Requests In Progress	MSM Practitioner Perf. Summary Portal	Resources	Add Provider	MedSolutions Portal	Unified Dashboard	Help / Contact Us
------	-----------------------	----------------------	--------------------	------------------------	------------------------------------	---------------------------------------	-----------	--------------	---------------------	-------------------	-------------------

Proceed to Clinical Information

Urgency Indicator

If the case you are submitting is found NOT to meet one of the two conditions below, your case will be processed as a standard/routine, non Urgent request. If you have clinical information and this request meets the criteria for urgent, please indicate below.

In order for eviCore to process this case as clinically urgent you must upload clinical documentation relevant to this case. If you are unable to upload clinical documentation at this time contact eviCore to process this case as urgent.

Please indicate if any of the following criteria are true regarding urgency of this request :

A delay in care could seriously jeopardize the life or health of the patient or patient's ability to regain maximum function.

A delay in care would subject the member to severe pain that cannot be adequately managed without the care or treatment requested in the prior authorization.

None of the above

Clinical Upload

In order for eviCore to process this case as clinically urgent you must upload clinical documentation relevant to this case. If you are unable to upload clinical documentation at this time contact eviCore to process this case as urgent.

Required Medical information checklist

Browse for file to upload (max size 25MB, allowable extensions .DOC,.DOCX,.PDF,.PNG):

No file chosen

No file chosen

No file chosen

No file chosen

No file chosen

No file chosen

Proceed to Clinical Information

Is this case Routine/Standard?

- If the case is **standard**, select **Yes**.
- If your request is **urgent**, select **No**.
- When a request is submitted as urgent, you will be **required** to upload relevant clinical information.
- Upload up to **FIVE** documents. (.doc, .docx, or .pdf format; max 5MB size)
- Your case will only be considered urgent if there is a successful upload.

Clinical Certification Request | Required Medical Information Checklist

Home	Certification Summary	Authorization Lookup	Eligibility Lookup	Clinical Certification	Certification Requests In Progress	MSM Practitioner Perf. Summary Portal	Resources	Add Provider	MedSolutions Portal	Unified Dashboard	Help / Contact Us
------	-----------------------	----------------------	--------------------	------------------------	------------------------------------	---------------------------------------	-----------	--------------	---------------------	-------------------	-------------------

Clinical Upload

In order for eviCore to process this case as clinically urgent you must upload clinical documentation relevant to this case.
If you are unable to upload clinical documentation at this time contact eviCore to process this case as urgent.

Required Medical information checklist ←

Browse for file to upload (max size 25MB, allowable extensions .DOC, .DOCX, .PDF, .PNG):

No file chosen

No file chosen

No file chosen

No file chosen

No file chosen

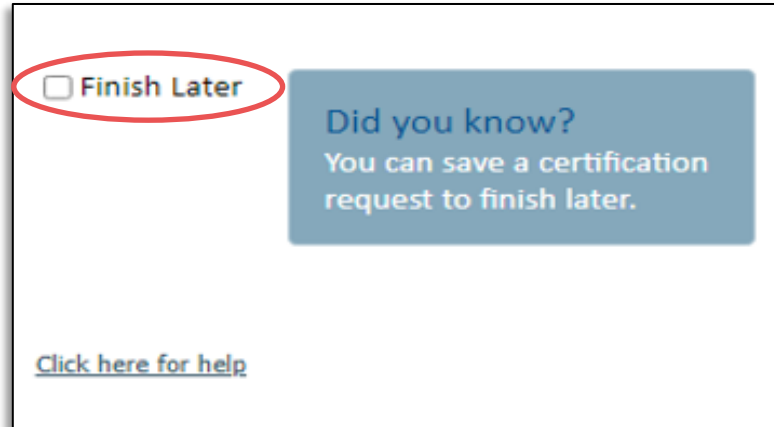
Chiropractic

- Primary and Secondary Diagnosis/ICD10
- Primary and Secondary area of treatment (i.e., neck, back, upper/lower extremity)
- Co-morbidities/Complexities that will impact the therapy plan of care
- Functional Outcome Measures/Patient Reported Outcome Scores (i.e., Oswestry, Neck Disability)
- Results of physical performance tests relevant to the condition

- Below the Clinical Upload description, select **Required Medical Information Checklist**.
- Once you open the document, you will search for the **Specialty Therapies** section to review the list of required medical information EviCore requires in order for the prior authorization request to meet medical necessity.
- Direct link to document: [EviCore Medical Records Required](#)

Clinical Collection

Home	Certification Summary	Authorization Lookup	Eligibility Lookup	Clinical Certification	Certification Requests In Progress	MSM Practitioner Perf. Summary Portal	Resources	Add Provider	MedSolutions Portal	Unified Dashboard	Help / Contact Us
------	-----------------------	----------------------	--------------------	------------------------	------------------------------------	---------------------------------------	-----------	--------------	---------------------	-------------------	-------------------





- If you need to confirm information you've entered, or need to add additional information, check **Finish Later**, then submit.
- You will then have **until the end of the day** to complete the request.
- If needed, any changes or updates can be made by phone.


Clinical Collection | From the Clinical Worksheets

Home	Certification Summary	Authorization Lookup	Eligibility Lookup	Clinical Certification	Certification Requests In Progress	MSM Practitioner Perf. Summary Portal	Resources	Add Provider	MedSolutions Portal	Unified Dashboard	Help / Contact Us
------	-----------------------	----------------------	--------------------	------------------------	------------------------------------	---------------------------------------	-----------	--------------	---------------------	-------------------	-------------------

You requested a treatment start date of 05/08/2025

i Date of initial evaluation
 

i Date of onset of CONDITION:
 

i Enter date of current findings:
 

- The clinical information will be considered out-of-date if the “date of current findings” is greater than **10 days** prior to the “treatment start date” for this request.
- Cases with out-of-date clinical information may be placed on hold, awaiting current clinical information. This may delay an authorization decision.

Criteria Met

You have been approved for 4 visits. Please use these visits before requesting more visits. Your therapist may submit another notification if authorization for additional care is necessary. To check for full benefits and eligibility information for the specific medical service, log in to www.premera.com as a provider and utilize the Prior Authorization tool and/or Benefit and Eligibility tool. Your case has been approved for 4 visits

Provider Name:		Contact:	Amy
Provider Address:		Phone Number:	(999) 999-9999
		Fax Number:	(999) 999-9999
Patient Name:		Patient Id:	
Insurance Carrier:			
Site Name:		Site ID:	
Site Address:			
Primary Diagnosis Code:	M54.51	Description:	Vertebrogenic low back pain
Secondary Diagnosis Code:		Description:	
CPT Code:		Description:	
Authorization Number:			
Review Date:			
Approved Treatment Start Date:			
Expiration Date:			
Status:	You have been approved for 4 visits. Please use these visits before requesting more visits. Your therapist may submit another notification if authorization for additional care is necessary. To check for full benefits and eligibility information for the specific medical service, log in to www.premera.com as a provider and utilize the Prior Authorization tool and/or Benefit and Eligibility tool. Your case has been approved for 4 visits		

CANCEL PRINT CONTINUE

- Once the clinical pathway questions are completed and the answers have met the clinical criteria, an **approval** will be issued.
- You can print the certification and store in the patient's record if needed.

Criteria Not Met

- Once you complete the clinical questions, you will have an opportunity to upload additional clinical information.
- You will also receive a summary of your request to print for your records.

i Is there any additional information specific to the member's condition you would like to provide?

I would like to upload a document

I would like to enter additional clinical notes in the space provided

I would like to upload a document and enter additional notes

I have no additional information to provide at this time

PRINT **CONTINUE**

Your case has been sent to Medical Review.
The prior authorization you submitted, Case A191042756, has been received. Additional case status notifications will be sent if you opted in for email notifications. Thank you.

Provider Name:		Contact:	
Provider Address:		Phone Number:	
		Fax Number:	
Patient Name:		Patient Id:	
Insurance Carrier:			
Site Name:		Site ID:	
Site Address:			
Primary Diagnosis Code:	G46.3	Description:	Brain stem stroke syndrome
Secondary Diagnosis Code:		Description:	
Date of Service:	Not provided	Description:	MRI Brain W/O CONTRAST
CPT Code:	70551		
Case Number:			
Review Date:			
Expiration Date:	N/A		
Status:	Your case has been sent to Medical Review. The prior authorization you submitted, Case A191042756, has been received. Additional case status notifications will be sent if you opted in for email notifications. Thank you.		

CANCEL **PRINT** **CONTINUE**

Provider Resources

EviCore Communication Relationship Management (ECRM)

For program-related questions or concerns, please submit inquiries via the [EviCore Communication Relationship Management \(ECRM\)](#) application. Common issues addressed through ECRM include:

- Questions regarding accreditation and/or credentialing
- Requests for an authorization to be sent to the health plan
- Complaints and grievances
- Eligibility issues (member, rendering facility, and/or ordering physician)
- Issues experienced during case creation
- Reports of system issues
- Support for EviCore's provider portal
 - You can also call a web support specialist at 800-646-0418 (option 2), or
 - Chat with web support on the [EviCore Provider Resource page](#)



ECRM is available **24/7**. Users can login or register [HERE](#).

Additional Information about ECRM can be found on the [Providers' Hub](#).

Contact EviCore's Dedicated Teams



Call Center/Intake Team

- Phone: 888-444-6178
- Representatives are available from 7 a.m. to 7 p.m. local time.

Portal Support

- Initiate a support request via [ECRM](#).
- Call 800-646-0418 (option 2).
- Live chat at www.EviCore.com.

Provider Engagement

- Regional team that works directly with the provider community.
- **[Provider Engagement Manager Territory List](#)**

Provider Resource Website

Provider Resource Pages

EviCore's Provider Experience team maintains provider resource pages that contain material to assist providers and their staff on a daily basis. The provider resource page will include, but is not limited to, the following educational material:

- Provider training presentations
- CPT code lists
- Quick reference guides (QRG)

To access these helpful resources, please visit:

<https://www.EviCore.com/resources>

(Choose specific health plan from the dropdown menu)

EviCore also maintains online resources not specific to health plans, such as guidelines and our required clinical information checklist.

To access these helpful resources, visit EviCore's [Providers' Hub](#).



Ongoing sessions for Web Portal Training

- Provides step-by-step guidance on submitting requests through both the EviCore CareCore National platform and EviCore MedSolutions platform.
- Includes portal registration, authorization lookup, and scheduling Peer-to-Peer consultations.

Register for Provider Training Sessions:

EviCore.com > Providers' Hub > Scroll to EviCore Provider Trainings > Register Now

EviCore Online Provider Resources Review Forum

The EviCore website contains multiple tools and resources to assist providers and their staff with the prior authorization process.

We invite you to attend an **Intro to EviCore Online Resources** to learn how to navigate EviCore's web site and understand all the non-health plan specific resources available on the Provider's Hub.

Included is a broad overview of registering and using the EviCore portal. This is great for those new to EviCore.com and the prior authorization process.

EviCore's Provider Newsletter

Stay up to date with our free provider newsletter!

To subscribe:

- Visit [EviCore.com](https://www.evicore.com).
- Scroll down to the section titled **Stay Updated With Our Provider Newsletter**.
- Enter a valid email address



Stay Updated With Our Provider Newsletter

Your email address

SUBSCRIBE →

Thank You