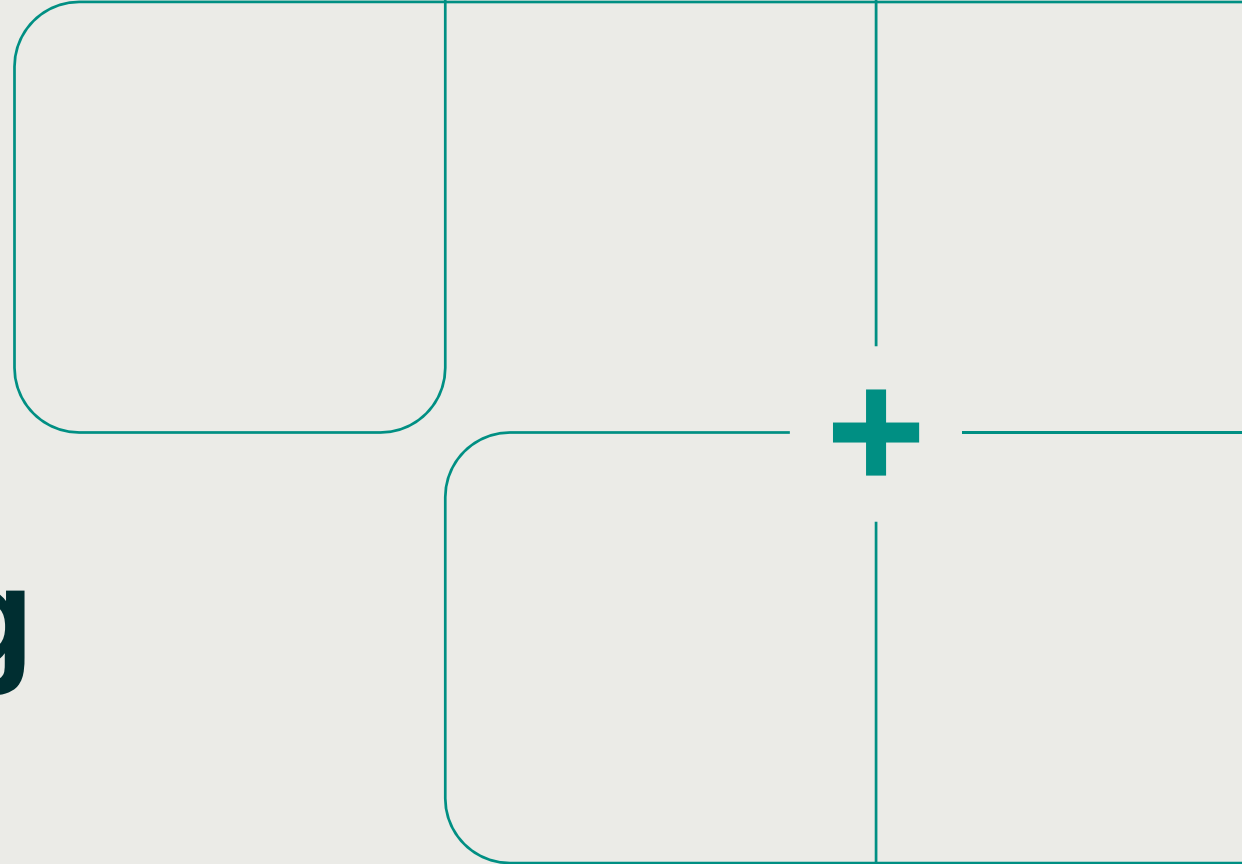


# Radiology & Cardiology Advanced Imaging

Provider Presentation for  
Horizon BCBS

EviCore  
By EVERNORTH



# Agenda



## **Solutions Overview**

Radiology and Cardiology

## **Submitting Requests**

## **Prior Authorization Outcomes, Special Considerations & Post-Decision Options**

## **EviCore Provider Portal**

- Overview, Features, and Benefits
- Step-by-Step Case Submission

## **Provider Resources**

## **Appendix**

- Self-Service Peer-to-Peer Scheduling Tool

# Solution Overview

# Horizon Prior Authorization Services

## Prior Authorization applies to the following services:

- Outpatient
- Elective / Non-emergent
- Diagnostic

## Prior Authorization does NOT apply to services that are:

- Emergency Room Services
- 23 Hour Observations
- Inpatient Stays

## Applicable Membership

- Commercial
- Medicare
- Medicaid



**EviCore**

By EVERNORTH

**It is the responsibility of the ordering provider to request prior authorization approval for services.**

# + Radiology and Cardiology

---

## Radiology

- + CT, CTA (Computed Tomography, Computed Tomography Angiography)
- + MRI, MRA (Magnetic Resonance Imaging, Magnetic Resonance Angiography)
- + PET (Positron Emission Tomography)
- + Obstetrical Ultrasounds
- + Diagnostic Ultrasounds


## Cardiology

- + Cardiac MR
- + Cardiac CT
- + Cardiac PET
- + Nuclear Stress (Myocardial Perfusion Imaging)
- + Echo
- + Stress Echo
- + Diagnostic Heart Cath
- + CRID (Cardiac Rhythm Implantable Devices)



To find a complete list of radiology Current Procedural Terminology (CPT) codes that require prior authorization through eviCore, please visit: [Horizon Provider Resources](#)

# Submitting Requests



# How to Request Prior Authorization

The EviCore Provider Portal is the easiest, most efficient way to request clinical reviews and check statuses.

- **Save time:** Quicker process than requests by phone or fax
- **Available 24/7**
- **Save your progress:** If you need to step away, you can save your progress and resume later
- **Upload additional clinical information:** No need to fax in supporting clinical documentation, it can be uploaded on the portal
- **View and print determination information:** Check case status in real-time
- **Dashboard:** View all recently submitted cases
- **E-notification:** Opt-in to receive email notifications when there is a change to case status
- **Duplication feature:** If you are submitting more than one request, you can duplicate information to expedite submittals

To access the EviCore Provider Portal, visit [EviCore.com/provider](https://www.evicore.com/provider)

**EviCore**

By EVERNORTH



Or by phone: **866-496-6200**

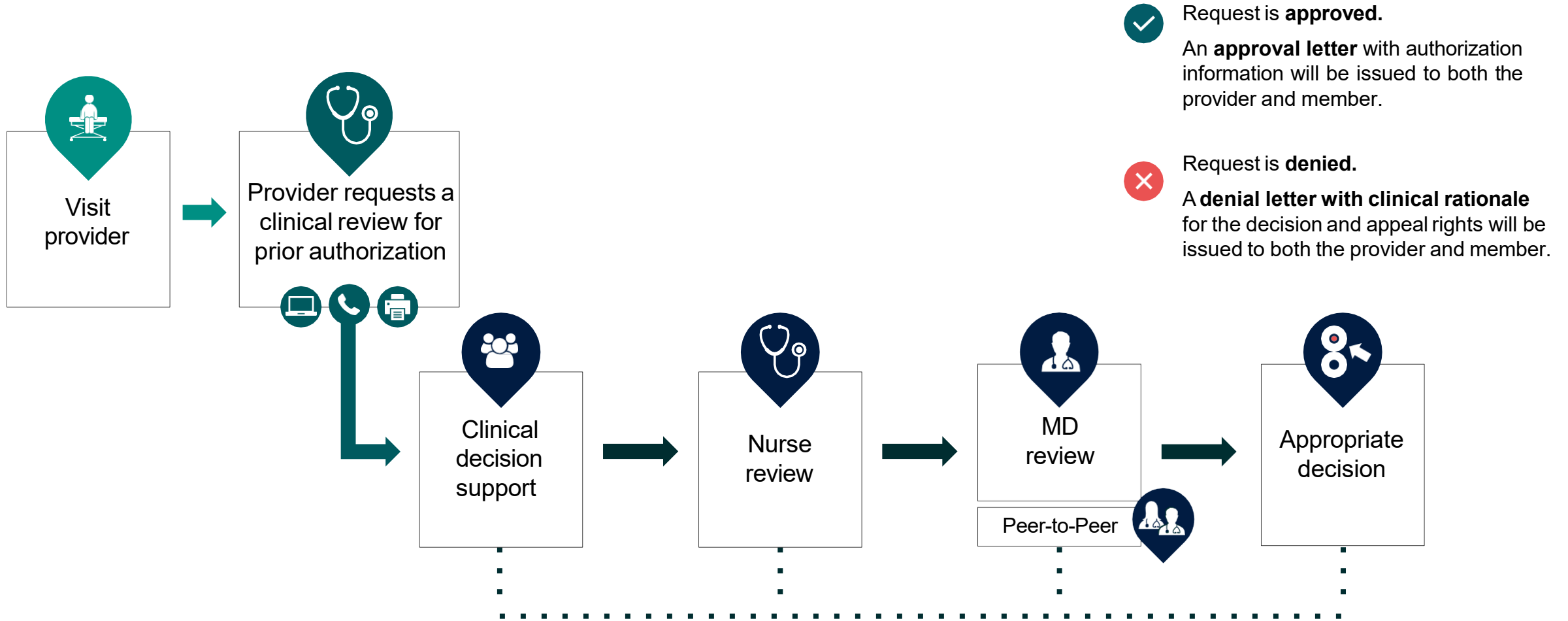
Monday – Friday

7 AM – 7 PM (local time)

Or by fax: **Radiology fax 800.637.5204**

**Cardiology fax 888.785.2480**

# Utilization Management | Prior Authorization



# Necessary Information for Prior Authorization

To obtain prior authorization on the very first submission, the provider submitting the request will need to gather information within four categories:

## Member

- Health Plan ID
- Member name
- Date of birth (DOB)

## Rendering Facility

- Facility name
- Address
- National provider identifier (NPI)
- Tax identification number (TIN)
- Phone & fax number



## Referring (Ordering) Provider

- Physician name
- National provider identifier (NPI)
- Phone & fax number

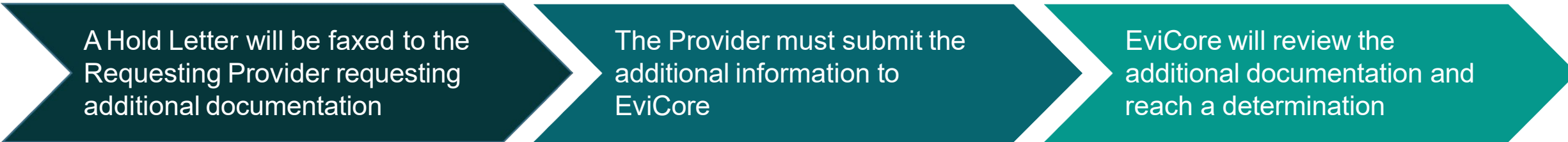
## Supporting Clinical

- Pertinent clinical information to substantiate medical necessity for the requested service
- CPT/HCPCS Code(s)
- Diagnosis Code(s)
- Previous test results

# Insufficient Clinical | Additional Documentation Needed

## Additional Documentation to Support Medical Necessity

If during case build all required pieces of documentation are not received, or are insufficient for EviCore to reach a determination, the following will occur:



A Hold Letter will be faxed to the Requesting Provider requesting additional documentation

The Provider must submit the additional information to EviCore

EviCore will review the additional documentation and reach a determination

The hold notification will inform the provider about what clinical information is needed as well as the **date by which it is needed**.

Requested information must be received within the timeframe as specified in the hold letter or EviCore will render a determination based on the original submission.

Determination notifications will be sent.

# Prior Authorization Outcomes, Special Considerations & Post-Decision Options

# Prior Authorization Outcomes

## Determination Outcomes:

- **Approved Requests:** Authorizations are valid for up to 180 calendar days from the date of approval.
- **Partially Approved Requests:** In instances where multiple CPT codes are requested, some may be approved and some denied. In these instances, the determination letter will specify what has been approved as well as post decision options for denied codes, including denied Site of Care (if applicable).
- **Denied Requests:** Based on evidence-based guidelines, if a request is determined as inappropriate, a notification with the rationale for the decision and post decision/ appeal rights will be issued.

## Notifications:

- Authorization letters will be faxed to the ordering provider.
- Web initiated cases will receive e-notifications when a user opts to receive.
- Members will receive a letter by mail.
- Approval information can be printed on demand from the EviCore portal:  
[www.EviCore.com](http://www.EviCore.com)



# Special Circumstances

---

## Alternative Recommendations

- An alternative recommendation may be offered, based on EviCore's evidence-based clinical guidelines.
- The ordering provider can either accept the alternative recommendation or request a reconsideration for the original request.

## Authorization Update

- If updates are needed on an existing authorization, you can contact EviCore by phone at 866.496.6200.
- While EviCore needs to know if changes are made to the approved request, any change could result in the need for a separate clinical review and require a new request (and the original approved request would need to be withdrawn).
- If the authorization is not updated, it may result in a claim denial.



# Special Circumstances

---

## Urgent Prior Authorization Requests

- EviCore uses the NCQA/URAC definition of **urgent**: when a delay in decision-making may seriously jeopardize the life or health of the member.
- Can be initiated on provider portal or by phone.
- Urgent cases are typically reviewed within 24 to 72 hours.



# Post-Decision Options

## My case has been denied. What's next?

Your **determination letter** is the best immediate source of information to assess what options exist on a case that has been denied. You may also call EviCore at 866.496.6200 to speak with an agent who can provide available option(s) and instruction on how to proceed.

Alternatively, select **All Post Decisions** under the **Authorization Lookup** function on [EviCore.com](https://www.evicore.com) to see available options.

## Reconsiderations

- Providers can request a reconsideration review.
- Reconsiderations must be requested within seven (7) business days after the determination date.
- Reconsiderations can be requested in writing or verbally via a Clinical Consultation with an EviCore physician.



# Post-Decision Options

## Medicare Members

---

### My case has been denied. What's next?

#### Clinical Consultation

- Providers can request a Clinical Consultation with an EviCore physician to better understand the reason for denial.
- Once a denial decision has been made, however, the decision cannot be overturned via Clinical Consultation.

#### Reconsideration

- Medicare and DSNP cases do not include a reconsideration option

#### Appeals

- DSNP appeals will remain with Horizon BCBS.



# EviCore Portal Features

# +EviCore Provider Portal | Features

---

## +Eligibility Lookup

- Confirm if patient requires clinical review

## +Clinical Certification

- Request a clinical review for prior authorization on the portal

## +Prior Authorization Status Lookup

- View and print any correspondence associated with the case
- Search by member information OR by case number with ordering national provider identifier (NPI)
- Review post-decision options, submit appeal, and schedule a peer-to-peer

## +Certification Summary

- Track recently submitted cases



**EviCore**

By ~~EVERNORTH~~

# Provider Portal | Feature Access

**EviCore**  
By EVERNORTH

Home	Certification Summary	Authorization Lookup	Eligibility Lookup	Clinical Certification	Certification Requests In Progress	MSM Practitioner Perf. Summary Portal	Resources	Add Provider	MedSolutions Portal	Unified Dashboard	Help / Contact Us
------	-----------------------	----------------------	--------------------	------------------------	------------------------------------	---------------------------------------	-----------	--------------	---------------------	-------------------	-------------------

Callouts:

- User Worklist (points to Home)
- Most Popular portal feature (points to Authorization Lookup)
- Check if a member requires an authorization (points to Eligibility Lookup)
- Pick up where you left off (points to Certification Requests In Progress)

Actions:

- REQUEST AN AUTH
- RESUME IN-PROGRESS REQUEST
- ENTER PHARMACY CASE NUMBER
- SUMMARY OF AUTH
- AUTH LOOKUP
- MEMBER ELIGIBILITY

# Certification Summary | User Worklist

Home	Certification Summary	Authorization Lookup	Eligibility Lookup	Clinical Certification	Certification Requests In Progress	MSM Practitioner Perf. Summary Portal	Resources	Add Provider	MedSolutions Portal	Unified Dashboard	Help / Contact Us
------	-----------------------	----------------------	--------------------	------------------------	------------------------------------	---------------------------------------	-----------	--------------	---------------------	-------------------	-------------------

## Certification Summary

Search For: All Other Programs

Search..  

Page 1 of 1 10

	Authorization Number	Case Number	Member Last Name	Ordering Provider Last Name	Ordering Provider NPI	Status	Case Initiation Date	Procedure Code	Service Description
1	NA					Expired / Cancelled	05/01/2024		

Page 1 of 1 10

- The **Certification Summary** tab allows you to track recently submitted cases.
- The worklist can also be filtered.

# Authorization Lookup | Popular Tool

Home	Certification Summary	Authorization Lookup	Eligibility Lookup	Clinical Certification	Certification Requests In Progress	MSM Practitioner Perf. Summary Portal	Resources	Add Provider	MedSolutions Portal	Unified Dashboard	Help / Contact Us
------	-----------------------	----------------------	--------------------	------------------------	------------------------------------	---------------------------------------	-----------	--------------	---------------------	-------------------	-------------------

## Authorization Lookup

Search by Member Information   Search by Authorization Number/NPI   OnePA: Prior Authorization Portal for Providers   Search by Claim Number/Health plan

Required Fields  
Healthplan:

PRINT

[Click here for help](#)

- You can lookup an authorization case status on the portal.
- Search by member information **OR**
- Search by authorization number with ordering NPI.
- Initiate appeals and/or schedule Peer-to-Peer calls.
- View and print any correspondence.

**EviCore**

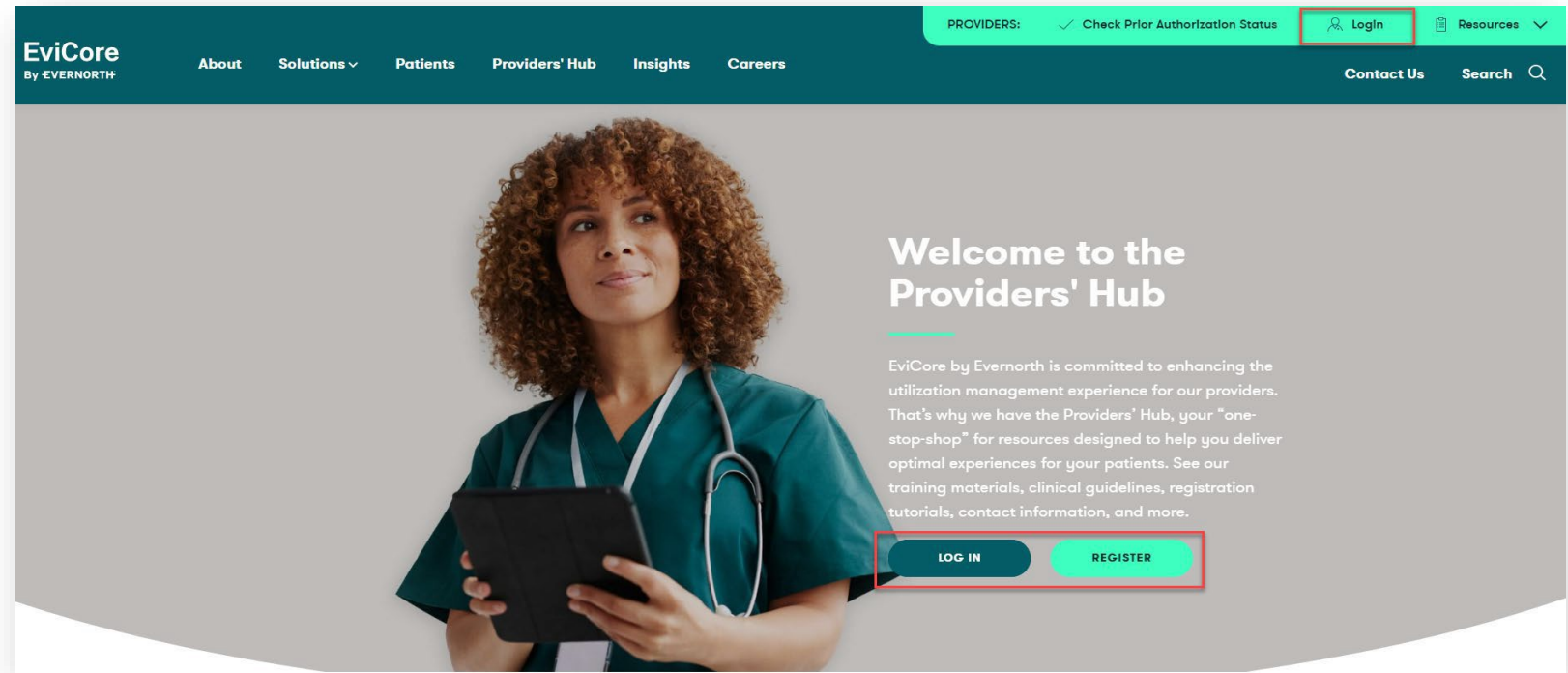
By EVERNORTH

# EviCore Provider Portal

# EviCore Provider Portal | Access and Compatibility

Most providers are already saving time submitting clinical review requests online vs. telephone.

- To access resources on the EviCore Provider Portal, visit [EviCore.com](https://www.evicore.com)
- Already a user?  
**Log in** with User ID & Password.
- Don't have an account?  
Click **Register Now**.



EviCore's website is compatible with **all web browsers**. If you experience issues, you may need to **disable pop-up blockers** to access the site.

# Creating an EviCore Provider Portal Account

The screenshot shows the EviCore registration form with the following sections and fields:

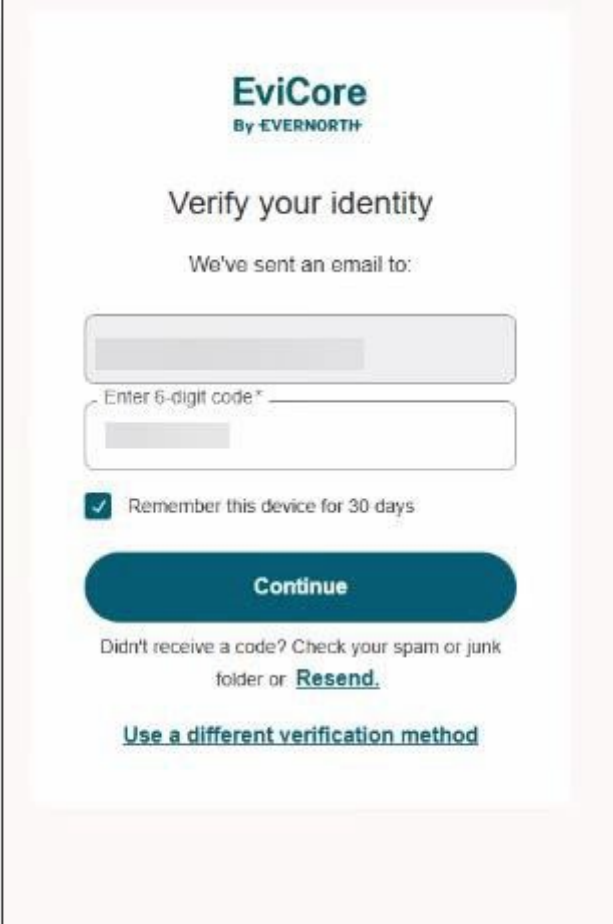
- EviCore By EVERNORTH** (Header)
- User Information** (Section header) with a **Next** button.
- First Name**: Enter first name
- Last Name**: Enter last name
- User Name**: Create user name
- Contact Info** (Section header)
- Email**: Enter email
- Confirm Email**: Confirm email
- Phone**: Phone number
- Ext (optional)**: Extension
- Physician/Facility Information** (Section header)
- Individual NPI**: Enter NPI

- Complete the User Information section in full and **Submit Registration**.
- You will immediately be sent an email with a link to verify your account and create a password. Once you have created a password, you will be redirected to the login page.

# Setting Up Multi-Factor Authentication (MFA)

To safeguard your patients' private health information (PHI), we have implemented a multi-factor authentication (MFA) process.

- After you log in, you will be prompted to register your device for MFA.
- Choose which authentication method you prefer: Email or SMS. Then, **enter your email address or mobile phone number**.
- Once you select **Send PIN**, a 6-digit pin will be generated and sent to your chosen device.
- After entering the provided PIN in the portal display, you will successfully be authenticated and logged in.



The screenshot shows a mobile application interface for EviCore, a subsidiary of Evernorth. At the top, the EviCore logo is displayed with 'By EVERNORTH' underneath. The main heading is 'Verify your identity'. Below this, it states 'We've sent an email to:' followed by a blurred email address. There are two input fields: the first is for the email address (blurred) and the second is for the 6-digit code, with the label 'Enter 6-digit code\*'. A checkbox is checked, labeled 'Remember this device for 30 days'. A large teal 'Continue' button is centered below the inputs. At the bottom, there is a link: 'Didn't receive a code? Check your spam or junk folder or [Resend](#).' and another link: '[Use a different verification method](#)'.

# Unified Dashboard

**EviCore**  
By EVERNORTH

Hello,

Authorization Lookup Request An Authorization Worklist Portals Help / Contact User Access

## My Worklist

Pending Approved Partially Approved Denied Cancelled All Statuses

Start typing to search...

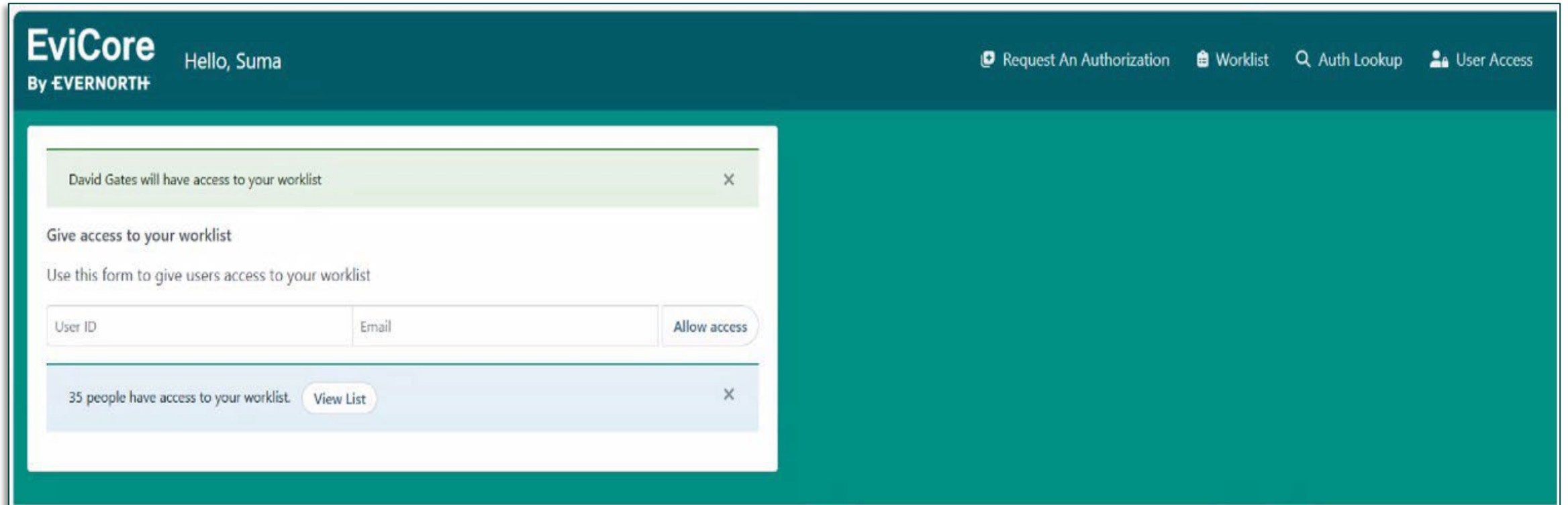
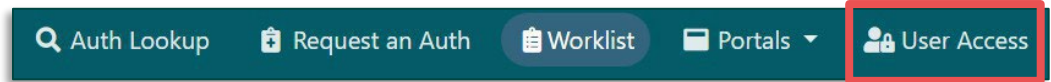
Request ID	Authorization ID	Patient	Status	Submitted	End Date	Procedure	Ordering Provider	Site of Service	Insurer
No Data Available									

Feedback

- + **View** the full EviCore **Unified** Provider Dashboard training at [www.EviCore.com/provider](http://www.EviCore.com/provider) under **Video Resources**.
- + **EviCore** Unified Provider Experience Dashboard Frequenty Asked Questions [UPX Dashboard](#)

# Provider Shared Worklist

To allow others to view your worklist while you are out of the office, you can add them by selecting **User Access** and add their user ID and email address. They must have an EviCore account to be added.



# EviCore Provider Portal | Add Providers



Providers will need to be added to your account prior to case submission.

- Click the **Add Provider** tab to add provider information.
- Select **Add Provider**.
- Enter the NPI, state, and zip code to search for the provider.
- Select the matching record based upon your search criteria.
- Once you have selected a practitioner, your registration will be complete.
- You can also click **Add Another Practitioner** to add another provider to your account.
- You can access the **Manage Your Account** at any time to make any necessary updates or changes.

**Manage Your Account**

Office Name:  
Address:

Primary Contact:  
Email Address:

**ADD PROVIDER**

Click Column Headings to Sort

No providers on file

**CANCEL**

**Add Practitioner**

Enter Practitioner information and find matches.  
\*If registering as rendering genetic testing Lab site, enter Lab Billing NPI, State and Zip

Practitioner NPI

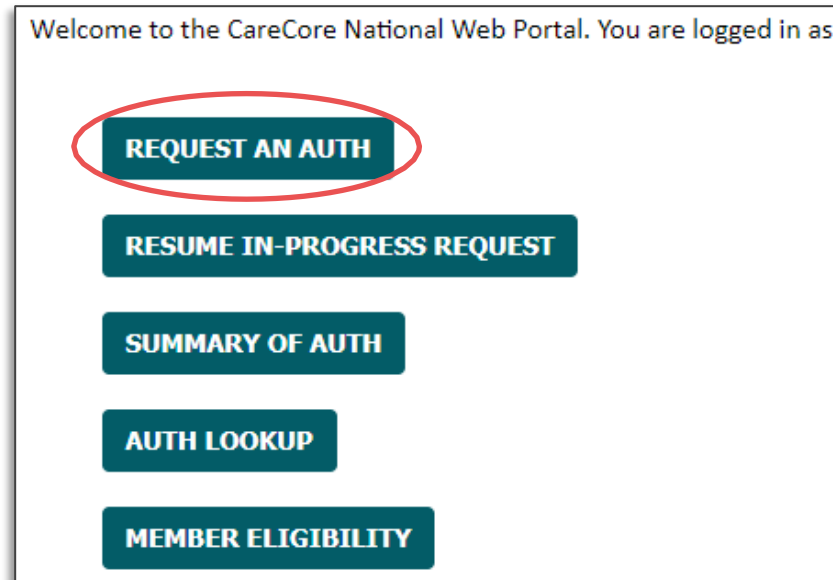
Practitioner State

Practitioner Zip

**FIND MATCHES** **CANCEL**

# Initiating a Case

# Initiating a Case



- Click the **Clinical Certification** tab to get started.
- Choose **Request an Auth** to begin a new case request.

# Select Program

Home	Certification Summary	Authorization Lookup	Eligibility Lookup	Clinical Certification	Certification Requests In Progress	MSM Practitioner Perf. Summary Portal	Resources	Add Provider	MedSolutions Portal	Unified Dashboard	Help / Contact Us
------	-----------------------	----------------------	--------------------	------------------------	------------------------------------	---------------------------------------	-----------	--------------	---------------------	-------------------	-------------------

## Request an Authorization

To begin, please select a program below:

- Durable Medical Equipment(DME)
- Evicore Medical Oncology Pathways
- Gastroenterology
- Gene Therapy
- Home Health
- Lab Management Program
- Medical Specialty Drugs
- Musculoskeletal Management
- Pharmacy Drugs (Express Scripts Coverage)
- Radiation Therapy Management Program (RTMP)
- Radiology and Cardiology/Vascular Intervention
- Sleep Management

CONTINUE

[Click here for help](#)

- Select the **Program** for your certification.

**EviCore**

By EVERNORTH

# Clinical Certification Request | Search and Select Provider

Home	Certification Summary	Authorization Lookup	Eligibility Lookup	Clinical Certification	Certification Requests In Progress	MSM Practitioner Perf. Summary Portal	Resources	Add Provider	MedSolutions Portal	Unified Dashboard	Help / Contact Us
------	-----------------------	----------------------	--------------------	------------------------	------------------------------------	---------------------------------------	-----------	--------------	---------------------	-------------------	-------------------

## Requesting Provider Information

Select the ordering provider for this authorization request.

Filter Last Name or NPI:

SEARCH

CLEAR SEARCH

	Provider
SELECT	

If the provider's NPI is not listed above, please use the search feature below to add a new provider and continue with case build.

Search By NPI:

SEARCH

BACK

CONTINUE

[Click here for help](#)

- Search for and select the **Provider/Group** for whom you want to build a case. This is the list of providers you added to your account.
- If the **Provider/Group** is not on your list of providers added to your account, you can now **Search by NPI**.

EviCore

By EVERNORTH

# Clinical Certification Request | Search and Select Provider

Home	Certification Summary	Authorization Lookup	Eligibility Lookup	Clinical Certification	Certification Requests In Progress	MSM Practitioner Perf. Summary Portal	Resources	Add Provider	MedSolutions Portal	Unified Dashboard	Help / Contact Us
------	-----------------------	----------------------	--------------------	------------------------	------------------------------------	---------------------------------------	-----------	--------------	---------------------	-------------------	-------------------

### Requesting Provider Information

Select the ordering provider for this authorization request.

Filter Last Name or NPI:

**SEARCH** **CLEAR SEARCH**

Provider
<b>SELECT</b>

If the provider's NPI is not listed above, please use the search feature below to add a new provider and continue with case build.

Search By NPI:  **SEARCH**

	Practitioner Name	NPI	Address	City	State	ZipCode	Phone	Fax
<b>SELECT</b>								

**BACK** **CONTINUE**

[Click here for help](#)

- Once the provider is found by searching **NPI**, the line will turn gray to indicate they are selected.

### Attention!

Do you want to add this NPI ( ) to your account for future requests ?

**YES** **NO**

# Clinical Certification Request | Select Health Plan

Home	Certification Summary	Authorization Lookup	Eligibility Lookup	Clinical Certification	Certification Requests In Progress	MSM Practitioner Perf. Summary Portal	Resources	Add Provider	MedSolutions Portal	Unified Dashboard	Help / Contact Us
------	-----------------------	----------------------	--------------------	------------------------	------------------------------------	---------------------------------------	-----------	--------------	---------------------	-------------------	-------------------

## Choose Your Insurer

Requesting Provider:

Please select the insurer for this authorization request.

Please Select a Health Plan ▼

BACK

CONTINUE

[Click here for help](#)

- Choose the appropriate **health plan** for the request.
- Another drop down will appear to select the appropriate address for the **provider**.
- Click **CONTINUE**.

**EviCore**

By EVERNORTH

# Clinical Certification Request | Enter Contact Information

Home	Certification Summary	Authorization Lookup	Eligibility Lookup	Clinical Certification	Certification Requests In Progress	MSM Practitioner Perf. Summary Portal	Resources	Add Provider	MedSolutions Portal	Unified Dashboard	Help / Contact Us
------	-----------------------	----------------------	--------------------	------------------------	------------------------------------	---------------------------------------	-----------	--------------	---------------------	-------------------	-------------------

**Add Your Contact Info**

Provider's Name:\*  [?]

Who to Contact:\*  [?]

Fax:\*  [?]

Phone:\*  [?]

Ext.:  [?]

Cell Phone:

Email:

Receive notification of case status changes. Please enter email address in box above.

Please review the fax and phone numbers presented for accuracy. Change as necessary and click "Confirm Fax and Continue" to confirm they are correct. Changes apply only to this specific request. If you wish the change to be permanent, please contact the Health Plan.

[Click here for help](#)

[BACK](#) [CONFIRM FAX AND CONTINUE](#)

- Enter/Edit the **provider's name** and appropriate information for the point of contact.
- Practitioner name, fax, and phone will pre-populate; edit as necessary.

The e-notification box is checked by default to enable email notices for any updates on case status changes. Make sure to uncheck this box if you prefer to receive faxed notices.

# Clinical Certification Request | Enter Member Information

Home	Certification Summary	Authorization Lookup	Eligibility Lookup	Clinical Certification	Certification Requests In Progress	MSM Practitioner Perf. Summary Portal	Resources	Add Provider	MedSolutions Portal	Unified Dashboard	Help / Contact Us
------	-----------------------	----------------------	--------------------	------------------------	------------------------------------	---------------------------------------	-----------	--------------	---------------------	-------------------	-------------------

### Patient Eligibility Lookup

Patient ID:\*

Date Of Birth:\*  MM/DD/YYYY

Patient Last Name Only:\*  [?]

When entering patient details, please review and confirm the spelling of the patient's name. Verify accuracy of the patient's ID and date of birth.

**ELIGIBILITY LOOKUP**

**BACK**

[Click here for help](#)

- Enter **member information**, including patient ID number, date of birth, and last name.
- Click **ELIGIBILITY LOOKUP**.
- Confirm the patient's information and click **SELECT** to continue.

Search Results

	Patient ID	Member Code	Name	DOB	Gender	Address
<b>SELECT</b>		01			F	

**BACK**

[Click here for help](#)

# Clinical Certification Request | Procedure and Diagnosis Codes

Home	Certification Summary	Authorization Lookup	Eligibility Lookup	Clinical Certification	Certification Requests In Progress	MSM Practitioner Perf. Summary Portal	Resources	Add Provider	MedSolutions Portal	Unified Dashboard	Help / Contact Us
------	-----------------------	----------------------	--------------------	------------------------	------------------------------------	---------------------------------------	-----------	--------------	---------------------	-------------------	-------------------

### Requested Service + Diagnosis

This procedure will be performed on

#### Musculoskeletal Management Procedures

Select a Procedure by CPT Code[?] or Description[?]

Don't see your procedure code or type of service? [Click here](#)

Additional Procedure codes will be collected/presented during the clinical questionnaire

#### Diagnosis

Select a Primary Diagnosis Code (Lookup by Code or Description)

Trouble selecting diagnosis code? Please follow [these steps](#)

Select a Secondary Diagnosis Code (Lookup by Code or Description)

*Secondary diagnosis is optional for Musculoskeletal Management*

[Click here for help](#)

- Enter the primary CPT code.
- Add diagnosis code(s).

# Clinical Certification Request | Site Selection

Home	Certification Summary	Authorization Lookup	Eligibility Lookup	Clinical Certification	Certification Requests In Progress	MSM Practitioner Perf. Summary Portal	Resources	Add Provider	MedSolutions Portal	Unified Dashboard	Help / Contact Us
------	-----------------------	----------------------	--------------------	------------------------	------------------------------------	---------------------------------------	-----------	--------------	---------------------	-------------------	-------------------

## Add Site of Service

### Specific Site Search

Use the fields below to search for specific sites. For best results, search by NPI or TIN. Other search options are by name plus zip or name plus city. You may search a partial site name by entering some portion of the name and we will provide you the site names that most closely match your entry.

NPI:	<input type="text"/>	Zip Code:	<input type="text"/>	Site Name:	<input type="text"/>
TIN:	<input type="text"/>	City:	<input type="text"/>	<input type="radio"/> Exact match	
				<input checked="" type="radio"/> Starts with	

[LOOKUP SITE](#)

- Search for the **site of service** where the procedure will be performed (for best results, search with NPI, TIN, **or** zip code).
- **Select** the specific site where the procedure will be performed.

# Clinical Certification Request | Clinical Certification

Home	Certification Summary	Authorization Lookup	Eligibility Lookup	Clinical Certification	Certification Requests In Progress	MSM Practitioner Perf. Summary Portal	Resources	Add Provider	MedSolutions Portal	Unified Dashboard	Help / Contact Us
------	-----------------------	----------------------	--------------------	------------------------	------------------------------------	---------------------------------------	-----------	--------------	---------------------	-------------------	-------------------

## Proceed to Clinical Information

You are about to enter the clinical information collection phase of the authorization process.

Once you have clicked "**CONFIRM AND CONTINUE**," you will not be able to edit the Provider, Patient, or Service information entered in the previous steps. Please be sure that all this data has been entered correctly before continuing.

In order to ensure prompt attention to your online request, be sure to complete the clinical review before exiting the system. Even if you will be submitting additional information at a later time, please continue through the final summary page. Failure to formally submit your full request will cause the record to expire with no additional correspondence from eviCore.

I acknowledge that the clinical information I am about to submit for this authorization request is accurate and specific to this member, and that all information will be provided for this request.

BACK

CONFIRM AND CONTINUE

- Verify that all information is entered and correct.
- Check the acknowledgement statement.
- **You will not have the opportunity to make changes after this point.**

EviCore

By EVERNORTH

# Clinical Certification Request | Standard or Urgent Request

Home	Certification Summary	Authorization Lookup	Eligibility Lookup	Clinical Certification	Certification Requests In Progress	MSM Practitioner Perf. Summary Portal	Resources	Add Provider	MedSolutions Portal	Unified Dashboard	Help / Contact Us
------	-----------------------	----------------------	--------------------	------------------------	------------------------------------	---------------------------------------	-----------	--------------	---------------------	-------------------	-------------------

**Proceed to Clinical Information**

**Urgency Indicator**

If the case you are submitting is found NOT to meet one of the two conditions below, your case will be processed as a standard/routine, non Urgent request. If you have clinical information and this request meets the criteria for urgent, please indicate below.

In order for eviCore to process this case as clinically urgent you must upload clinical documentation relevant to this case. If you are unable to upload clinical documentation at this time contact eviCore to process this case as urgent.

Please indicate if any of the following criteria are true regarding urgency of this request :

A delay in care could seriously jeopardize the life or health of the patient or patient's ability to regain maximum function.

A delay in care would subject the member to severe pain that cannot be adequately managed without the care or treatment requested in the prior authorization.

None of the above

**Clinical Upload**

In order for eviCore to process this case as clinically urgent you must upload clinical documentation relevant to this case. If you are unable to upload clinical documentation at this time contact eviCore to process this case as urgent.

**Required Medical information checklist**  
Browse for file to upload (max size 25MB, allowable extensions .DOC,.DOCX,.PDF,.PNG):

No file chosen

No file chosen

No file chosen

No file chosen

No file chosen

**Proceed to Clinical Information**

Is this case Routine/Standard?

- If the case is **standard**, select **Yes**.
- If your request is **urgent**, select **No**.
- When a request is submitted as urgent, you will be **required** to upload relevant clinical information.
- Upload up to **FIVE** files.  
(.doc, .docx, or .pdf format; max 25MB size)
- Your case will only be considered urgent if there is a successful upload.

# Clinical Certification Request | Proceed to Clinical Information

Home	Certification Summary	Authorization Lookup	Eligibility Lookup	Clinical Certification	Certification Requests In Progress	MSM Practitioner Perf. Summary Portal	Resources	Add Provider	MedSolutions Portal	Unified Dashboard	Help / Contact Us
------	-----------------------	----------------------	--------------------	------------------------	------------------------------------	---------------------------------------	-----------	--------------	---------------------	-------------------	-------------------

## Example Questions

**Proceed to Clinical Information**

Will there be any additional procedures needing prior authorization for the same patient, date of service, and site of service?  
 Yes  No

**SUBMIT**

**Attention!**

Is this a request for a bilateral procedure of a previously requested authorization?

**YES** **NO**

Which anatomy will be examined with the requested study?  
 Hip  Knee  Ankle

**SUBMIT**

**Finish Later**

**Did you know?**  
You can save a certification request to finish later.

- Clinical Certification questions may populate based on the information provided.
- You can save your request and finish it later if needed.  
**Note:** You will have until the end of the business day to complete the case.
- Select **Certification Requests in Progress** to resume a saved request (this function is **not** available for single-sign-on (SSO) users).

# Clinical Certification Request | Request for Clinical Upload

Home	Certification Summary	Authorization Lookup	Eligibility Lookup	Clinical Certification	Certification Requests In Progress	MSM Practitioner Perf. Summary Portal	Resources	Add Provider	MedSolutions Portal	Unified Dashboard	Help / Contact Us
------	-----------------------	----------------------	--------------------	------------------------	------------------------------------	---------------------------------------	-----------	--------------	---------------------	-------------------	-------------------

**Clinical Upload**

In order for eviCore to process this case as clinically urgent you must upload clinical documentation relevant to this case.  
If you are unable to upload clinical documentation at this time contact eviCore to process this case as urgent.

**Required Medical information checklist** ←

Browse for file to upload (max size 25MB, allowable extensions .DOC,.DOCX,.PDF,.PNG):

No file chosen

No file chosen

No file chosen

No file chosen

No file chosen

**EviCore**  
By EVERNORTH

## Required Medical Information Check List

**Radiology**

- Rule out/diagnosis
- Symptoms
- Physical Exam findings
- Treatment such as medications, physical therapy, surgery; chemotherapy. Please include dates and duration of treatment.
- Re-evaluation post treatment for some indications
- Recent relevant imaging
- Recent relevant laboratory work
- Pertinent medical history and family history
- For imaging exam requests for cancer, indicate if the exam is requested for initial staging or restaging following treatment or surveillance. Please provide the type and stage of cancer, date of diagnosis, type of treatment and date of treatment completion.

If **additional information** is required, you will have the option to upload more clinical information. Review the list of *required medical information* EviCore requires in order for the prior authorization to meet medical necessity.

## Tips:

- Providing clinical information via the web is the fastest and most efficient method
- Enter additional notes in the space provided only when necessary
- Additional information uploaded to the case will be sent for clinical review
- Print out a summary of the request that includes the case number and indicates “Your case has been sent to clinical review.”
- Direct link to document:  
[Required Medical Information Checklist](#)

# Clinical Certification Request | Medical Review

## Summary of Your Request

Please review the details of your request below and if everything looks correct click SUBMIT

Your case has been sent to clinical review. You will be notified via fax within 2 business days if additional clinical information is needed. If you wish to speak with eviCore at anytime, please call 1-866-668-8295

Provider Name:	DR. [REDACTED]	Contact:	[REDACTED]
Provider Address:	[REDACTED]	Phone Number:	[REDACTED]
		Fax Number:	[REDACTED]
Patient Name:	[REDACTED]	Patient Id:	[REDACTED]
Insurance Carrier:	[REDACTED]		
Site Name:	[REDACTED]	Site ID:	[REDACTED]
Site Address:	[REDACTED]		
Primary Diagnosis Code:	[REDACTED]	Description:	Other cervical disc displacement, unspecified cervical region.
Secondary Diagnosis Code:	[REDACTED]	Description:	
Date of Service:	[REDACTED]	Description:	
CPT Code:	[REDACTED]		
Case Number:	[REDACTED]		
Review Date:	11/22/2025 3:30:15 PM		
Expiration Date:	N/A		
Status:	Your case has been sent to clinical review. You will be notified via fax within 2 business days if additional clinical information is needed. If you wish to speak with eviCore at anytime, please call 1-866-668-8295		

**EviCore**

By EVERNORTH

# Clinical Certification Request | Criteria Met

Please review the details of your request below and if everything looks correct click SUBMIT

**Your case has been Approved.**

<b>Provider Name:</b>	DR. BHARATH MANU ARKASA VEETHI	<b>Contact:</b>	146
<b>Provider Address:</b>	1200 6TH AVE W SAINT CLOUD, MN 56303	<b>Phone Number:</b>	(320) 750-1000
		<b>Fax Number:</b>	(320) 750-1000
<b>Patient Name:</b>	WALTER WALKER	<b>Patient Id:</b>	00000000
<b>Insurance Carrier:</b>	WELLSURE		
<b>Site Name:</b>	CLINICAL RESEARCH UNIT	<b>Site ID:</b>	000000
<b>Site Address:</b>	875 UNIVERSITY AVENUE SW CORNING, FL 32909		
<b>Primary Diagnosis Code:</b>	R68.89	<b>Description:</b>	Other general symptoms and signs
<b>Secondary Diagnosis Code:</b>		<b>Description:</b>	
<b>Date of Service:</b>	Not provided	<b>Description:</b>	
<b>CPT Code:</b>			
<b>Authorization Number:</b>			
<b>Review Date:</b>	5/13/2020 1:52:08 PM		
<b>Expiration Date:</b>	6/27/2020		
<b>Status:</b>	Your case has been Approved.		

**CANCEL** **PRINT** **CONTINUE**

- If your request is authorized during the initial submission, you can **PRINT** the summary for your records.

# Provider Resources

# EviCore Communication Relationship Management (ECRM)

For program-related questions or concerns, please submit inquiries via the **EviCore Communication Relationship Management (ECRM)** application. Common issues addressed through ECRM include:

- Questions regarding accreditation and/or credentialing
- Requests for an authorization to be sent to the health plan
- Complaints and grievances
- Eligibility issues (member, rendering facility, and/or ordering physician)
- Issues experienced during case creation
- Reports of system issues
- Issues with EviCore provider portal

ECRM is available **24/7**. Users can login or register here, [ECRM](#)

Additional Information about ECRM, including trainings, can be found on [Providers Hub](#)

# Provider Resource Website

## Provider Resource Pages

EviCore's Provider Experience team maintains provider resource pages that contain educational materials to assist providers and their staff on a daily basis. The provider resource page will include, but is not limited to, the following educational materials:

- Provider Training
- CPT code list(s)
- Quick Reference Guide (QRG)
- Frequently Asked Questions (FAQ) Document

**To access these helpful resources, please visit:**

<https://www.EviCore.com/resources>

(Choose specific health plan from the dropdown menu)

EviCore also maintains online resources not specific to health plans, such as guidelines and our required clinical information checklist.

To access these helpful resources, visit EviCore's [Providers' Hub](#).



**EviCore**

By EVERNORTH

# Contact EviCore's Dedicated Teams

## Client and Provider Services

- For eligibility issues (customer or provider not found in system) or transactional authorization related issues requiring research.
- ECRM: [ECRM](#)
- Phone: **800- 646-0418** (option 4)

## Provider Engagement

- Regional team that works directly with the provider community.
- **Sara Pomeroy**
- Email: [sara.pomeroy@EviCore.com](mailto:sara.pomeroy@EviCore.com)
- Phone: **804-814-4878**

## Web-Based Services and Portal Support

- Live chat at [www.EviCore.com](http://www.EviCore.com)
- ECRM: [ECRM](#)
- Phone: **800-646-0418** (option 2)

**EviCore**

By EVERNORTH



## Call Center

Call **866.496.6200**, representatives are available from 7 a.m. to 7 p.m. local time.

# Continued Learning: Provider Training Opportunities



## Get More Out of the EviCore Portal—Join a Free Training Session

Whether you're just getting started or have been using the EviCore portal for a while, our **free, live training sessions** can help you work more efficiently and confidently. In just **one hour**, you'll learn tips, tools, and best practices you can use right away.

Sessions are offered on **multiple dates and times**, making it easy to fit training into your schedule.

### Training Options & Frequency

- + [Intro to Web Portal Training](#)– Offered **twice per week**
- + [Intro to EviCore Online Resources](#)– Offered **twice per month**
- + [Therapy Provider Training](#) (*for therapy providers*) – Offered **twice per quarter**
- + [Post-Acute Care Portal Training](#) (*for hospitals and post-acute care providers*) – Offered **once per week**

### How to View Sessions & Register

1. Click on the training session you would like to attend.
2. Select your preferred date and time by checking the radio button.
3. Complete the registration form.
4. Look for a confirmation email with session details.

Have questions? The training host's contact information will be included in your confirmation email.

**We look forward to seeing you at an upcoming training session!**

# EviCore's Provider Newsletter

Stay up to date with our free provider newsletter!

To subscribe:

- Visit [EviCore.com](https://www.evicore.com)
- Scroll down to the section titled **Stay Updated With Our Provider Newsletter**.
- Enter a valid email address



## Stay Updated With Our Provider Newsletter

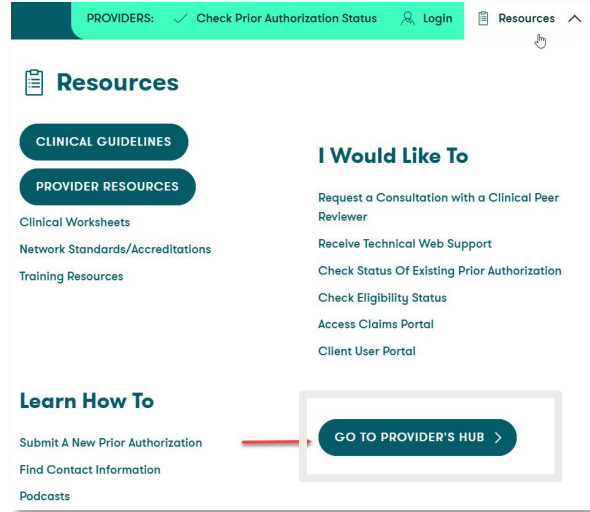
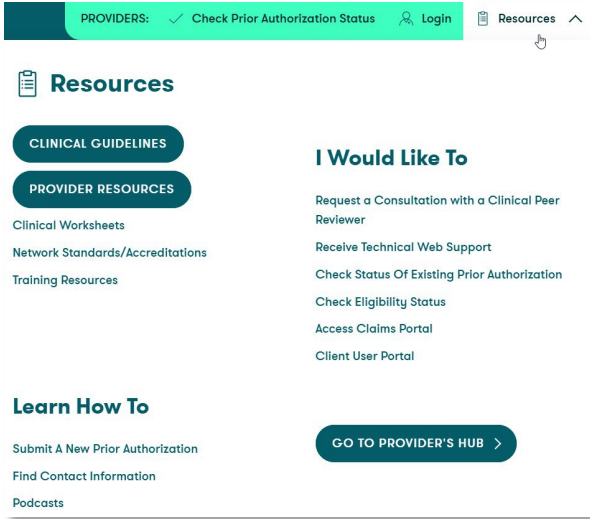
*Your email address*

---

SUBSCRIBE →

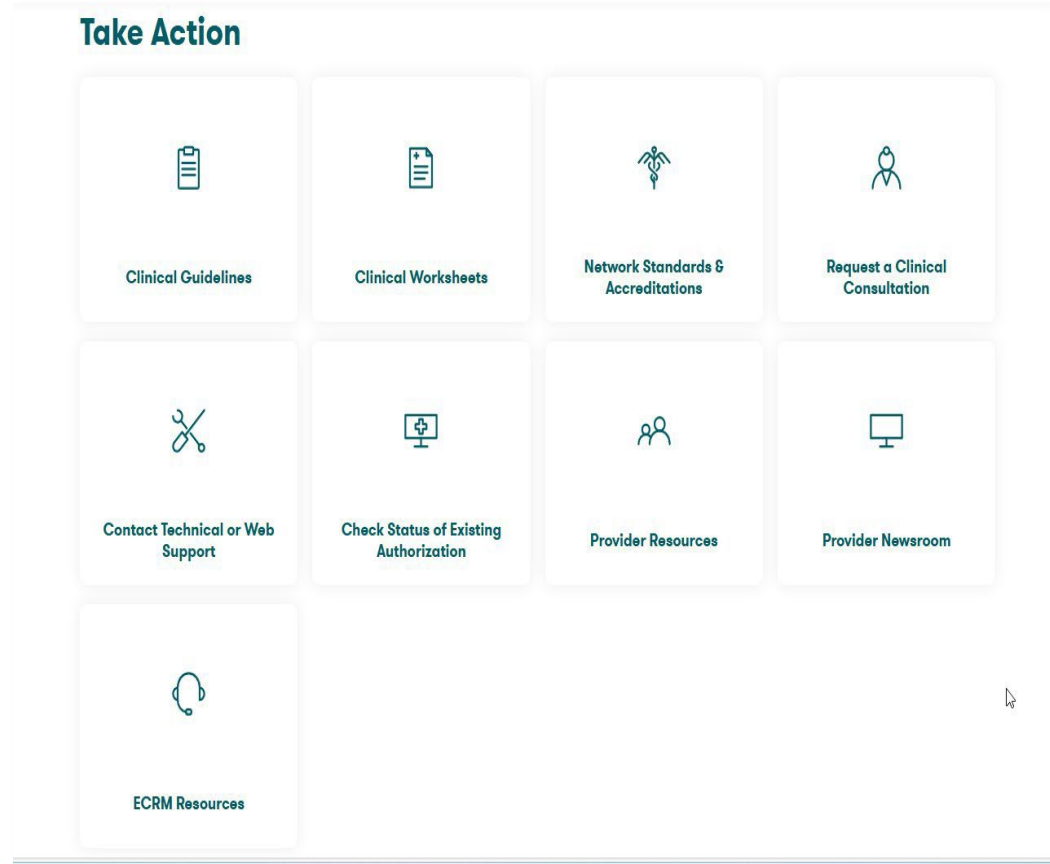
# +Provider Resources | EviCore Provider's Hub

Providers and staff can access important tools and resources at [EviCore.com](https://EviCore.com)



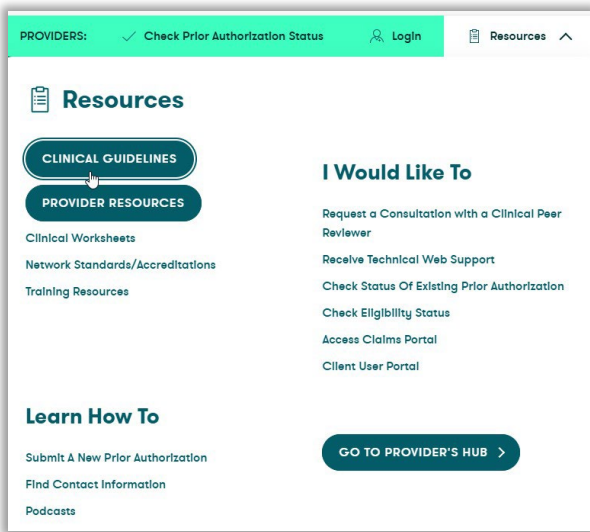
**Step 1**  
Open the **Resources** menu in the top right of the browser

**Step 2**  
Select **GO TO PROVIDERS HUB** to access clinical guidelines, clinical worksheets, and more



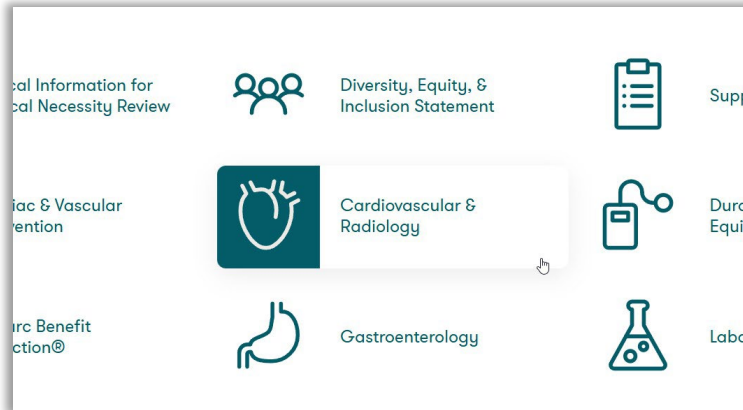
# +Provider Resources | Clinical Guidelines

## How do I access EviCore's clinical guidelines?



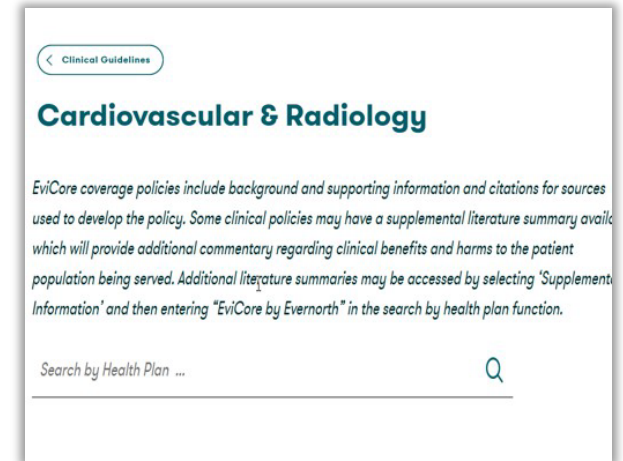
### Step 1

- Open the **Resources** menu in the top right of the browser
- Select **Clinical Guidelines**



### Step 2

- Select the **solution/program** associated with the requested guidelines



### Step 3

- Search by **health plan** name to view clinical guidelines
- If you would like to view all guidelines, type in "EviCore healthcare" as your health plan

# Online Peer-to-Peer Scheduling Tool

# How to Schedule a Peer-to-Peer (P2P) Request

---

- Log into your account at [www.EviCore.com](http://www.EviCore.com)
- Perform Authorization Lookup to determine the status of your request.
- Click on the **P2P Availability** button to determine if your case is eligible for a Peer-to-Peer conversation:
- If your case is eligible for a Peer-to-Peer conversation, a link will display allowing you to proceed to scheduling without any additional messaging.

Authorization Number:	NA	
Case Number:		<b>P2P AVAILABILITY</b>
Patient Name:		
DOB:		
Status:	Denied	
P2P Status:		



# How to Schedule a Peer-to-Peer Request

- Pay attention to any messaging that displays. In some instances, a Peer-to-Peer conversation is allowed, but the case decision cannot be changed. When this happens, you can still request a Consultative Only Peer-to-Peer. You may also click on the **All Post Decision Options** button to learn what other action may be taken.

**Authorization Lookup**

Authorization Number:	NA
Case Number:	
Status:	Denied
P2P Eligibility Result:	Post-decision options for this case have been exhausted or are not delegated to eviCore. You may continue to schedule a Peer to Peer discussion for this case but it will be considered consultative only and the original decision cannot be modified.
P2P Status:	

[Request Peer to Peer Consultation](#)

**ALL POST DECISION OPTIONS**

The screenshot shows a user interface for an 'Authorization Lookup'. It contains a table with fields for Authorization Number, Case Number, Status, P2P Eligibility Result, and P2P Status. The Status is 'Denied' and the P2P Eligibility Result contains a message about exhausted options. A blue arrow points from the 'Request Peer to Peer Consultation' link to the 'ALL POST DECISION OPTIONS' button.

- Once the **Request Peer-to-Peer Consultation** link is selected, you will be transferred to our scheduling software via a new browser window.

# How to Schedule a Peer-to-Peer Request

The screenshot shows the 'New P2P Request' form with the following fields and buttons:

- Program (dropdown menu)
- Health Plan (dropdown menu)
- Case Reference Number (text input)
- Member Date of Birth (text input)
- + Add Another Case (button with a red arrow pointing to it and a tooltip that says 'Click Here to Add Another Case')
- Lookup Cases > (button with a red arrow pointing to it)

- Upon first login, you will be asked to confirm your default time zone.
- You will be presented with the case number and member date of birth (DOB) for the case you just looked up.
- You can add another case for the same Peer-to-Peer appointment request by selecting **Add Another Case**.
- To proceed, select **Lookup Cases**.

- You will receive a confirmation screen with member and case information, including the Level of Review for the case in question. Click **Continue** to proceed.

The screenshot shows the confirmation screen with the following information:

- Case Ref #: [Case Reference Number] (with a blue arrow pointing to it)
- Remove (link) and P2P Eligible (status)
- Notification: Reconsideration allowed through eviCore until 11/11/2020 12:00:00 AM. (with a blue arrow pointing to it)
- Member Information:
  - Name
  - DOB
  - State
  - Health Plan
  - Member ID
- Case P2P Information:
  - Episode ID
  - P2P Valid Until: 2020-11-11
  - Modality: MSK Spine Surgery
  - Level of Review: Reconsideration P2P (with a blue arrow pointing to it)
  - System Name: ImageOne
- Continue (button with a blue arrow pointing to it)

# How to Schedule a Peer-to-Peer Request

### Case Info

1st Case

Case #

Episode ID

Member Name

Member DOB

Member State

Health Plan

Member ID

Case Type MSK Spine Surgery

Level of Review Reconsideration P2P

### Questions

Please indicate your availability

**Preferred Days**

Mon	Tues	Wed	Thurs	Fri
✓	✓	✓	✓	✗

**Preferred Times**

Morning					Afternoon						
7:00 to 8:00	8:00 to 9:00	9:00 to 10:00	10:00 to 11:00	11:00 to 12:00	12:00 to 1:00	1:00 to 2:00	2:00 to 3:00	3:00 to 4:00	4:00 to 5:00	5:00 to 6:00	6:00 to 7:00
✓	✓	✓	✓	✓	✓	✓	✓	✓	✓	✓	✓

**Time Zone**

US/Eastern

**Continue**

- You will be prompted to identify your preferred days and times for a Peer-to-Peer conversation. All opportunities will automatically present. Click on any green check mark to deselect the option and then click **Continue**.

- You will be prompted with a list of EviCore physicians/reviewers and appointment options per your availability. Select any of the listed appointment times to continue.

The list of physicians returned are all trained and prepared to have a Peer to Peer discussion for this case.

← Prev Week 5/18/2020 - 5/24/2020 (Upcoming week) Next Week →

1st Priority by Skill

Mon 5/18/20	Tue 5/19/20	Wed 5/20/20	Thu 5/21/20	Fri 5/22/20	Sat 5/23/20	Sun 5/24/20
6:15 pm EDT	-	-	-	-	-	-
6:30 pm EDT	-	-	-	-	-	-
6:45 pm EDT	-	-	-	-	-	-

1st Priority by Skill

Mon 5/18/20	Tue 5/19/20	Wed 5/20/20	Thu 5/21/20	Fri 5/22/20	Sat 5/23/20	Sun 5/24/20
3:30 pm EDT	2:00 pm EDT	4:15 pm EDT	3:15 pm EDT	-	-	-
3:45 pm EDT	2:15 pm EDT	4:30 pm EDT	3:30 pm EDT	-	-	-
4:00 pm EDT	2:30 pm EDT	4:45 pm EDT	3:45 pm EDT	-	-	-
4:15 pm EDT	2:45 pm EDT	5:00 pm EDT	4:00 pm EDT	-	-	-
Show more...	Show more...	Show more...	Show more...	-	-	-

# +Provider Resources | Schedule a P2P Request (con't.)

**P2P Info**  
Date: Mon 5/18/20  
Time: 6:30 pm EDT  
Reviewing Provider

**Case Info**  
1st Case  
Case #  
Episode ID  
Member Name  
Member DOB  
Member State  
Health Plan  
Member ID  
Case Type: MSK Spine Surgery  
Level of Review: Reconsideration P2P

**P2P Contact Details**  
Name of Provider Requesting P2P: Dr. Jane Doe  
Contact Person Name: Office Manager John Doe  
Contact Person Location: Provider Office  
Phone Number for P2P: (555) 555-5555  
Phone Ext.: 12345  
Alternate Phone: (xxx) xxx-xxxx  
Phone Ext.: Phone Ext.  
Requesting Provider Email: droffice@internet.com  
Contact Instructions: Select option 4, ask for Dr. Doe

**Scheduling**  
Scheduled  
Mon 5/18/20 - 6:30 pm EDT  
SCHEDULED

Update the following fields to ensure the correct person is contacted for the Peer-to-Peer appointment:

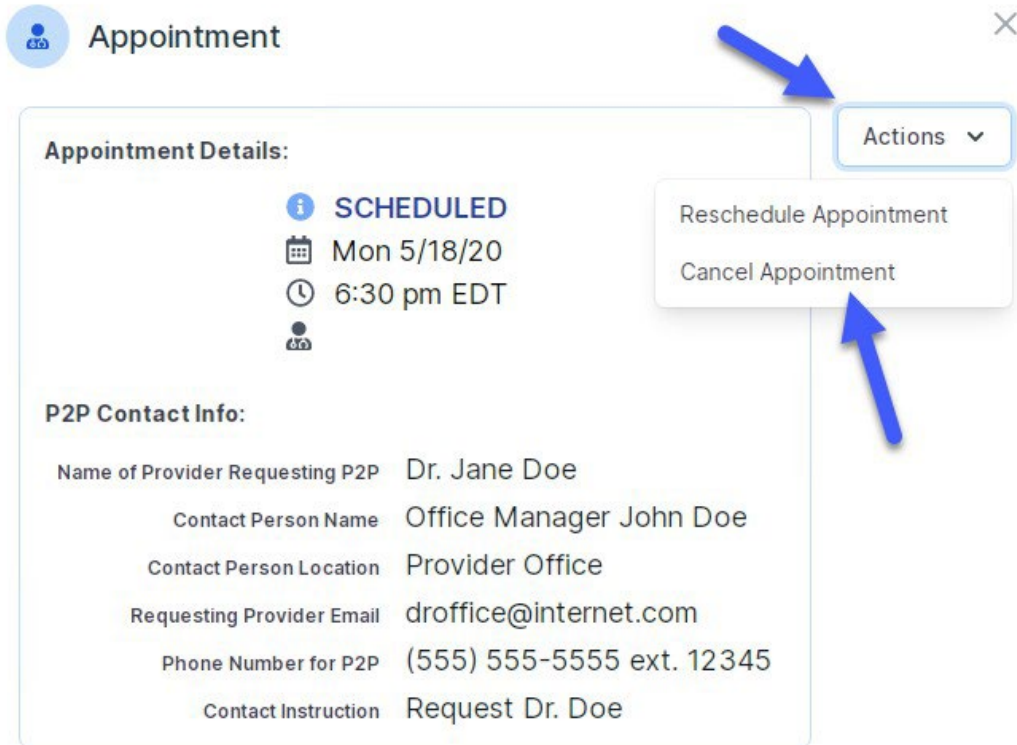
- Name of Provider Requesting P2P
- Phone Number for P2P
- Contact Instructions

Click **Submit** to schedule the appointment

You will be presented with a summary page containing the details of your scheduled appointment

Confirm contact details

# +Provider Resources | Cancel or Reschedule a P2P Appointment



The screenshot shows a window titled "Appointment" with a close button (X) in the top right corner. The window is divided into two main sections: "Appointment Details" and "P2P Contact Info".

**Appointment Details:**

- Status: **SCHEDULED** (indicated by an 'i' icon)
- Date: **Mon 5/18/20** (indicated by a calendar icon)
- Time: **6:30 pm EDT** (indicated by a clock icon)

**P2P Contact Info:**

Name of Provider Requesting P2P	Dr. Jane Doe
Contact Person Name	Office Manager John Doe
Contact Person Location	Provider Office
Requesting Provider Email	droffice@internet.com
Phone Number for P2P	(555) 555-5555 ext. 12345
Contact Instruction	Request Dr. Doe

On the right side of the "Appointment Details" section, there is an "Actions" drop-down menu. A blue arrow points to this menu. The menu is open, showing two options: "Reschedule Appointment" and "Cancel Appointment". A second blue arrow points to the "Cancel Appointment" option.

## To cancel or reschedule an appointment:

- Access the scheduling software and select **My P2P Requests** on the left-pane navigation
- Select the request you would like to modify from the list of available appointments
- When the request appears, click on the schedule link. An appointment window will open
- Click on the **Actions** drop-down and choose the appropriate action
  - **If choosing to reschedule**, select a new date or time as you did initially
  - **If choosing to cancel**, input a cancellation reason
- Close the browser once finished



# Thank You